

Interim Consolidated Activity Report
Interim Condensed Consolidated Financial
Statements

CHIMIMPORT AD

31 March 2020



Contents

	Page
Interim condensed consolidated statement of financial position	2
Interim condensed consolidated statement of comprehensive income	4
Interim condensed consolidated statement of changes in equity	5
Interim condensed consolidated statement of cash flows	8
Notes to the interim condensed consolidated financial statements	9

Interim condensed consolidated statement of financial position

	Notes	31.03.2020 BGN'000	31.12.2019 BGN'000
Assets			
Property, plant and equipment	11	383 203	384 025
Right of use assets		223 410	224 304
Investment property		425 238	421 263
Goodwill		24 341	24 341
Other intangible assets		130 929	132 328
Deferred tax assets		10 131	8 099
Investments accounted for using the equity method	9	29 579	28 914
Loans and receivables to bank customers	12	2 672 906	2 617 507
Equity instruments at fair value through profit or loss	12	1 841 766	1 926 420
Debt instruments at fair value through other comprehensive income	12	624 724	534 181
Equity instruments at fair value through other comprehensive income	12	82 522	72 618
Other financial assets	13	1 326 717	1 209 947
Receivables from insurance and reinsurance contracts		51 500	50 851
Reinsurance assets		80 712	81 791
Tax receivables		1 277	1 618
Other receivables		31 495	29 398
Inventories		61 626	62 331
Cash and cash equivalents		1 989 510	2 136 035
Total assets		9 991 586	9 945 971

Prepared by: _____

/A. Kerezov/

Executive director: _____


/I. Kamenov/


Date: 30 September 2020



Interim condensed consolidated statement of financial position (continued)

	Notes	31.03.2020 BGN'000	31.12.2019 BGN'000
Equity and liabilities			
Equity			
Share capital	14	226 909	226 955
Share premium		246 800	246 850
Other reserves		205 122	179 123
Retained earnings		727 912	680 942
Profit for the period		16 606	71 164
Equity attributed to the shareholders of parent company		1 423 349	1 405 034
Non-controlling interests		311 938	309 870
Total equity		1 735 287	1 714 904
Liabilities			
Liabilities to depositors	15	5 761 270	5 703 841
Other financial liabilities	15	480 431	478 548
Payables to secured persons		1 436 327	1 460 355
Pension and other employee obligations		18 738	20 253
Deferred tax liabilities		25 923	24 666
Insurance technical reserves		269 317	264 885
Liabilities to insurance and reinsurance contracts		23 120	23 120
Finance lease liabilities		184 741	190 673
Tax liabilities		5 286	4 983
Other liabilities		51 146	59 743
Total liabilities		8 256 299	8 231 067
Total equity, reserves and liabilities		9 991 586	9 945 971

Prepared by: 
/A. Kerezov/

Executive director: 
/I. Kamenov/

Date: 30 September 2020



Interim condensed consolidated statement of comprehensive income

	Notes	31.03.2020 BGN'000	31.12.2019 BGN'000
Income from non-financial activities		107 997	87 014
Change in the fair value of investment property		-	-
Gain on sale of non-current assets		216	-
Net result from non-financial activities		108 213	87 014
Insurance income		151 928	160 157
Insurance expense		(142 825)	(151 823)
Net insurance result		9 103	8 334
Interest income		45 333	46 197
Interest expense		(9 200)	(5 974)
Net interest income		36 133	40 223
Net result from transactions with financial instruments		(55 099)	40 978
Other operating and administrative expenses		(129 878)	(123 719)
Share of profit from equity accounted investments		665	370
Other financial income		9 788	16 743
Allocation of income to secured persons		40 853	(21 904)
Profit before tax		19 778	48 039
Tax expense	16	(1 878)	(3 417)
Net profit for the period		17 900	44 622
Other comprehensive income			
Components that do not reclassify to profit or the loss			
Revaluation of financial assets		2 579	2 591
Total comprehensive income		20 479	47 213
Profit for the period attributable to:			
the shareholders of Chimimport AD		16 606	40 423
non-controlling interests		1 294	4 199
Total comprehensive income attributable to:			
the shareholders of Chimimport AD		18 411	42 418
non-controlling interests		2 068	4 795
Basic earnings per share in BGN	17	0.0732	0.17

Prepared by: _____

/A. Kerezov/

Executive director: _____

/I. Kamenov/

Date: 30 September 2020



Interim condensed consolidated statement of changes in equity

All amounts are presented in BGN'000

	Equity attributable to the shareholders of Chimimport AD				Total	Non-controlling interests	Total equity
	Share capital	Share premium	Other reserves	Retained earnings			
Balance at 1 January 2020	226 955	246 850	179 123	752 106	1 405 034	309 870	1 714 904
Reduction of the share capital and reservation of changes in the own shares, giving to subsidiaries	(46)	(50)	-	-	(96)	-	(96)
Transactions with owners	(46)	(50)	-	-	(96)	-	(96)
Profit for the period	-	-	-	16 606	16 606	1 294	17 900
Other comprehensive loss	-	-	1 805	-	1 805	774	2 579
Total comprehensive income for the period	-	-	1 805	16 606	18 411	2 068	20 479
Profit distribution from previous years	-	-	23 969	(23 969)	-	-	-
Change in specialized reserves	-	-	225	(225)	-	-	-
Balance at 31 March 2020	226 909	246 800	205 122	744 518	1 423 349	311 938	1 735 287

Prepared by: _____

/A. Kerezov/

Date: 30 September 2020



Executive director: _____

/I. Kamenov/

Interim condensed consolidated statement of changes in equity

All amounts are presented in BGN'000

	Equity attributable to the shareholders of Chimimport AD				Total	Non-controlling interests	Total equity
	Share capital	Share premium	Other reserves	Retained earnings			
Balance at 1 January 2019	227 191	247 070	145 477	731 024	1 350 762	293 931	1 644 693
Increase in share capital and reserves resulting from change in own shares held by subsidiaries	(236)	(220)	-	-	(456)	-	(456)
Business combinations	-	-	690	(6 221)	(5 531)	4 491	1 040
Dividends	-	-	-	(14 778)	(14 778)	(3 712)	(18 490)
Transactions with owners	(236)	(220)	690	(20 999)	(20 765)	779	(19 986)
Profit for the period	-	-	-	71 164	71 164	13 630	84 794
Other comprehensive loss	-	-	3 873	-	3 873	1 530	5 403
Total comprehensive income for the period	-	-	3 873	71 164	75 037	15 160	90 197
Transfer of retained earnings to other reserves	-	-	26 002	(26 002)	-	-	-
Change in specialized reserves	-	-	3 081	(3 081)	-	-	-
Balance at 31 December 2019	226 955	246 850	179 123	752 106	1 405 034	309 870	1 714 904

Prepared by: _____

/A. Kerezov/

Date: 30 September 2020


Executive director: _____

/I. Kamenov/



Interim condensed consolidated statement of cash flows

	31.03.2020	31.12.2019
	BGN'000	BGN'000
Proceeds from short-term loans	1 608	6 445
Payments for short-term loans	(4 899)	(10 424)
Proceeds from sale of short-term financial assets	163 859	65 588
Purchase of short-term financial assets	(199 665)	(84 873)
Cash receipt from customers	80 233	86 370
Cash paid to suppliers	(64 642)	(70 334)
Proceeds from secured persons	43 094	39 430
Payments to secured persons	(20 846)	(12 374)
Payments to employees and social security institutions	(26 400)	(27 417)
Cash receipts from banking operations	12 558 101	11 863 402
Cash paid for banking operations	(12 594 581)	(11 762 942)
Cash receipts from insurance operations	39 566	34 612
Cash paid for insurance operations	(32 380)	(29 287)
Income taxes paid	(1 263)	(1 436)
Other cash inflows/(outflows)	(2 160)	(3 574)
Net cash flow from operating activities	(60 375)	93 186
Investing activities		
Sale of subsidiaries, net of cash		-
Dividends received	482	246
Sale of property, plant and equipment	509	12
Purchase of property, plant and equipment	(5 712)	(1 477)
Sale of intangible assets	1 138	-
Purchase of intangible assets	(31)	(55)
Sale of investment property	206	210
Purchase of investment property	(262)	(316)
Sale of non-current financial assets	79 209	133 782
Purchase of non-current financial assets	(179 985)	(118 457)
Interest payments received	11 837	14 862
Proceeds from loans granted	736	1 216
Payments for loans granted	(106)	(3 971)
Other cash (outflows)/inflows	(1 352)	(692)
Net cash flow from investing activities	(93 331)	25 360
Financing activities		
Dividend paid		-
Purchase of own shares	-	5 190
Proceeds from loans received	21 404	14 377
Payments for loans received	(15 363)	(9 695)
Interest paid	(1 482)	(2 390)
Payments for finance leases	(242)	(375)
Other cash inflows/(outflows)	2 357	5 261
Net cash flow from financing activities	6 674	12 368
Net change in cash and cash equivalents	(147 032)	130 914
Cash and cash equivalents, beginning of year	2 136 035	2 045 224
Exchange profit on cash and cash equivalents	507	263
Cash and cash equivalents, end of the period	1 989 510	2 176 401

Prepared by:  /A. Kerezov/

Executive director:  /I. Kamenov/

Date: 30 september 2020



Notes to the interim condensed consolidated financial statements

1. Nature of operations

Chimimport AD was registered as a joint-stock company at Sofia city court on 24 January 1990. The address of the Company's registered office is 2 St. Karadja Str., Sofia, Bulgaria. The Company is registered on the Bulgarian Stock Exchange – Sofia on 30 October 2006. Chimimport AD (The Group) includes the parent company and all subsidiaries.

The Group is engaged in the following business activities:

- Acquisition, management and sale of shares in Bulgarian and foreign companies;
- Financing of companies in which interest is held;
- Bank services, finance, insurance and pension insurance;
- Securitization of real estate and receivables;
- Extraction of oil and natural gas;
- Construction of output capacity in the area of oil-processing industry, production of biodiesel and production of rubber items;
- Production and trading with oil and chemical products;
- Production of vegetable oil, purchasing, processing and trading with grain foods;
- Aviation transport and ground activities on servicing and repairing of aircrafts and aircraft engines;
- River and sea transport and port infrastructure;
- Commercial agency and brokerage;
- Commission, forwarding and warehouse activity.

The Company has a two-tier management structure consisting of a Supervisory Board and a Managing Board.

The members of the Supervisory Board are as follows:

Invest Capital AD
CCB Group EAD
Mariana Bazhdarova

The members of the Managing Board are as follows:

Alexander Kerezov
Ivo Kamenov
Marin Mitev
Nikola Mishev
Miroliub Ivanov
Tzvetan Botev

The Company is represented by its executive directors Ivo Kamenov and Marin Mitev, together and separately.

2. Basis for the preparation of the interim condensed financial statements

These interim condensed consolidated financial statements as of 31 March 2020 have been prepared in accordance with IAS 34 "Interim Financial Reporting". They do not include all of the information and disclosures required in annual consolidated financial statements, and should be read in conjunction with the annual consolidated financial statements of the Company for the year ended 31 December 2019, which have been prepared in accordance with International Financial Reporting Standards (IFRS) as issued by the International

Accounting Standards Board (IASB) and approved by the European Union (EU). Investments in subsidiaries are accounted for and disclosed in accordance with IFR 10 "Consolidated Financial Statements".

Elements of the interim consolidated financial statement of the Group are in the currency of the primary economic environment in which the Group companies carry out their activities ("functional currency"). The interim consolidated financial statements are presented in BGN, which is the functional currency of the parent-company. This is the functional currency of the parent company and subsidiaries, exception from the subsidiaries operating in the Netherlands, Germany, and Slovakia, whose functional currency is the euro, the subsidiaries operating in Macedonia, whose functional currency is the Macedonian denar and subsidiaries operating in Russia, whose functional currency is the Russian ruble. The currency of the Group is the BGN.

The interim condensed consolidated financial statements are presented in Bulgarian leva (BGN), which is also the functional currency of the Company. All amounts are presented in thousand Bulgarian leva (BGN'000) unless otherwise stated.

The interim condensed consolidated financial statements are prepared under the going concern principle.

3. Accounting policies and significant changes during the period

3.1. Accounting policy

These interim condensed consolidated financial statements (the interim consolidated financial statements) have been prepared in accordance with the accounting policies adopted in the last annual consolidated financial statements for the year ended 31 December 2019.

3.2. Estimates

When preparing the interim condensed consolidated financial statements management undertakes a number of judgements, estimates and assumptions about recognition and measurement of assets, liabilities, income and expenses.

The actual results may differ from the judgements, estimates and assumptions made by management, and will seldom equal the estimated results

In preparing these condensed interim consolidated financial statements, the significant judgements made by management in applying the Group's accounting policies and the key sources of estimation uncertainty were the same as those that applied to the annual consolidated financial statements for the year ended 31 December 2019.

3.3. Financial risk management

The Group's activities expose it to a variety of financial risks: market risk, credit risk and liquidity risk.

The interim condensed consolidated financial statements do not include all financial risk management information and disclosures required in the annual consolidated financial statements; they should be read in conjunction with the annual financial statements as at 31 December 2019. There have been no changes in the risk management policies since year end.

4. Accounting estimates

For the purpose of preparing these interim condensed financial statements, management has applied accounting estimates and assumptions in the assessment of its assets, liabilities, income and expenses.

Actual results may differ from these estimates and management assumptions. Accounting estimates and assumptions applied in this interim condensed financial statements do not differ from the last annual financial statements of the Company as of 31 December 2019.

5. New standards, amendments and interpretations to existing standards that are effective for annual periods beginning on or after 1 January 2020

A list of the changes in the standards is provided below:

IFRS 3 (amended) - Definition of a Business, effective from 1 January 2020, adopted by the EU

The amended definition of a business requires an acquisition to include an input and a substantive process that together significantly contribute to the ability to create outputs. The definition of the term “outputs” is amended to focus on goods and services provided to customers, generating investment income and other income, and it excludes returns in the form of lower costs and other economic benefits. The amendments will likely result in more acquisitions being accounted for as asset acquisitions.

Amendments to IFRS 9, IAS 39 and IFRS 7: Interest Rate Benchmark Reform (issued on 26 September 2019) , effective from 1 January 2020, adopted by the EU

The proposed update includes elements to reflect the new disclosure requirements introduced by the amendments to IFRS 9, IAS 39 and IFRS 7. The changes in Interest Rate Benchmark Reform (Amendments to IFRS 9, IAS 39 and IFRS 7) can be summarised as follows:

- modify specific hedge accounting requirements so that entities would apply those hedge accounting requirements assuming that the interest rate benchmark on which the hedged cash flows and cash flows from the hedging instrument are based will not be altered as a result of interest rate benchmark reform;
- are mandatory for all hedging relationships that are directly affected by the interest rate benchmark reform;
- are not intended to provide relief from any other consequences arising from interest rate benchmark reform (if a hedging relationship no longer meets the requirements for hedge accounting for reasons other than those specified by the amendments, discontinuation of hedge accounting is required); and
- require specific disclosures about the extent to which the entities' hedging relationships are affected by the amendments.

IAS 1 and IAS 8 (amended) - Definition of Material, effective from 1 January 2020, adopted by the EU

The amendments aim to use a consistent definition of materiality throughout International Financial Reporting Standards and the Conceptual Framework for Financial Reporting. The amendments clarify:

- that the reference to obscuring information addresses situations in which the effect is similar to omitting or misstating that information, and that an entity assesses materiality in the context of the financial statements as a whole, and

- the meaning of ‘primary users of general-purpose financial statements’ to whom those financial statements are directed, by defining them as ‘existing and potential investors, lenders and other creditors’ that must rely on general purpose financial statements for much of the financial information they need.

Amendments to References to the Conceptual Framework in IFRS Standards, effective from 1 January 2020, adopted by the EU

The IASB has issued a revised Conceptual Framework which will be used in standard-setting decisions with immediate effect. No changes will be made to any of the current accounting standards. However, entities that rely on the Framework in determining their accounting policies for transactions, events or conditions that are not otherwise dealt with under the accounting standards will need to apply the revised Framework from 1 January 2020. These entities will need to consider whether their accounting policies are still appropriate under the revised Framework. Key changes include:

- increasing the prominence of stewardship in the objective of financial reporting
- reinstating prudence as a component of neutrality
- defining a reporting entity, which may be a legal entity, or a portion of an entity
- revising the definitions of an asset and a liability
- removing the probability threshold for recognition and adding guidance on derecognition
- adding guidance on different measurement basis, and
- stating that profit or loss is the primary performance indicator and that, in principle, income and expenses in other comprehensive income should be recycled where this enhances the relevance or faithful representation of the financial statements.

6. Standards, amendments and interpretations to existing standards that are not yet effective and have not been adopted early by the Company

At the date of authorisation of these financial statements, certain new standards, amendments and interpretations to existing standards have been issued, but are not effective or adopted by the EU for the financial year beginning on 1 January 2019 and have not been applied early by the Company. They are not expected to have a material impact on the Company’s financial statements. Management anticipates that all relevant pronouncements will be adopted in the Company’s accounting policies for the first period beginning after the effective date of the pronouncement.

A list of the changes in the standards is provided below:

- IFRS 16 Leases - Covid-19-Related Rent Concessions, effective from 1 June 2020, not adopted by the EU
- IAS 1 Presentation of financial statements: Classification of Liabilities as Current or Non-Current, effective from 1 January 2023, not adopted by the EU
- Annual Improvements to IFRS Standards 2018–2020, effective from 1 January 2022, not adopted by the EU
- IAS 16 Property, Plant and Equipment — Proceeds before Intended Use, effective from 1 January 2022, not adopted by the EU
- IAS 37 Provisions, Contingent Liabilities and Contingent Assets: Onerous Contracts — Cost of Fulfilling a Contract, effective from 1 January 2022, not adopted by the EU
- IFRS 14 “Regulatory deferral accounts” effective from 1 January 2016, not adopted by the EU
- IFRS 17 “Insurance Contracts” effective from 1 January 2021, not yet adopted by the EU

7. Risk management regarding financial instruments

The Company is exposed to various types of risks with respect to its financial instruments. The most significant financial risks to which the Company is exposed are market risk, credit risk and liquidity risk.

The interim condensed financial statements do not include all the information on risk management and disclosures required in the preparation of annual financial statements and should be read in conjunction with the annual financial statements of the Company as of December 31, 2019. The objectives and policies of the Company for capital management, credit and liquidity risk are described in the last annual financial statements. There were no changes in the risk management policy for financial instruments during the period.

8. Significant events and transactions during the reporting period

At the beginning of 2020, due to the spread of a new corona virus (Covid-19) worldwide, difficulties arose in the business and economic activities of a number of enterprises and entire economic sectors. On March 11, 2020, the World Health Organization also announced the presence of a coronavirus pandemic (Covid-19). On March 13, the National Assembly of the Republic of Bulgaria declared a state of emergency for a period of 1 month - until April 13, 2020.

In the first weeks of April 2020, the number of new unemployed rose to 4,000 per day, which peaked as a result of the bans imposed and the suspension of many economic sectors.

On April 3, 2020, the National Assembly extended the term of the state of emergency by another month until May 13, 2020.

The state of emergency expired on 13 May 2020, and the Council of Ministers declared a state of emergency from 14 May 2020 to 14 June 2020.

Despite the repeal of anti-epidemiological measures and the resumption of companies, many economic sectors remained affected by the effects of the corona virus pandemic. The macroeconomic forecasts of the world institutions expect a general reduction of Bulgaria's GDP by up to 7% on an annual basis and a recovery of the pre-crisis levels of growth (stabilization) of the economy in 2-3 quarters of 2021.

The transport, tourism, entertainment and leisure sectors, as well as companies in entirely export-oriented industries, which are unable to send their supplies due to restrictions on free movement, are still severely affected. In all the above-mentioned sectors the group has participations and accordingly there are significant decreases in revenues and profits, but there is no significant decrease in the adoption of larger projects.

The measures taken by the Company and the Group as a whole are focused on the restructuring of loans and receivables. Some of the companies in the Group have applied for compensation under various measures

As a result of the measures taken, the Group as a whole is in a strong position and has sufficient capital and liquidity to service its operating activities and debts.

9. Investments accounted for using equity method

9.1. Investments in associates

The Group owns shares in the share capital of the following associated companies:

Name	31.03.2020 BGN'000	Share %	31.12.2019 BGN'000	Share %
Lufthansa Technik Sofia OOD	8 644	24.90%	8 502	24.90%
Swissport Bulgaria	6 473	49.00%	5 829	49.00%
Silver Wings Bulgaria Ltd.	4 687	42.50%	4 678	42.50%
Amadeus Bulgaria OOD	3 059	44.99%	3 078	44.99%
VTC AD	3 506	41.00%	3 385	41.00%
Kavarna Gas OOD	632	35.00%	582	35.00%
	27 001		26 054	

Investments in associates are presented in the interim condensed consolidated financial statements of the Group using the equity method. Associates have a reporting date as at 31 December 2019.

9.2. Investments in joint ventures

The Group holds shares in the capital of these joint ventures:

Name	31.03.2020 BGN'000	Share %	31.12.2019 BGN'000	Share %
Nuance BG AD	2 392	50.00%	2 674	50.00%
Consortium Bulgaria Air-Direction	132		132	
Consortium Bulgaria Air and Direction	54		54	
Varna ferry OOD	-	50.00%	-	50.00%
	2 578		2 860	

10. Segment reporting

The management responsible for making the business decisions determines the business segments on the grounds of the types of activities, the main products and services rendered by the Group. The activities of the Group are analyzed as a whole of business segments that may vary depending on the nature and development of a certain segment by considering the influence of the risk factors, cash flows, products and market requirements.

Each business segment is managed separately as long as it requires different technologies and resources or marketing approaches. The adoption of IFRS 8 had no influence on the identification of the main business segments of the Group in comparison with those determined in the last consolidated financial statements.

According to IFRS 8 the profits reported by segments are based on the information used for the needs of the internal management reporting and is regularly reviewed from those responsible for the business decisions.

According to IFRS 8 the Group applies the same evaluation policy as in the last consolidated financial statements.

The operating segments of the Group are as follows:

- Production and trade
- Finance sector
- Transport sector
- Real estate sector and engineering

Group transactions between segments are made under market conditions.

Information about the operating segments of the Group is summarized as follows:



Operating segments 31 March 2020	Production, trade and services	Financial sector	Transport sector	Real estate and engineering sector	Elimination	Consolidated
	BGN '000	BGN '000	BGN '000	BGN '000	BGN '000	BGN '000
Income from non-financial activities from external customers	16 662	23 050	65 307	2 978	-	107 997
Change in fair value of investment property	-	-	-	-	-	-
Gain on sale of non-current assets	-	-	216	-	-	216
Inter-segment income from non-financial activities	3 127	113	586	58	(3 884)	-
Total income from non-financial activities	19 789	23 163	66 109	3 036	(3 884)	108 213
Insurance income from external customers	-	151 928	-	-	-	151 928
Inter-segment insurance income	-	733	-	-	(733)	-
Total insurance income	-	152 661	-	-	(733)	151 928
Result from insurance	-	9 570	-	-	(467)	9 103
Interest income	1 563	45 048	238	94	(1 610)	45 333
Interest expenses	(1 514)	(6 126)	(2 613)	(557)	1 610	(9 200)
Result from interest	49	38 922	(2 375)	(463)	-	36 133
Gains from transactions with financial instruments	61	(55 160)	1 574	-	(1 574)	(55 099)
Other non - financial and administrative expenses	(19 405)	(54 948)	(58 887)	(1 969)	5 331	(129 878)
Net result from equity accounted investments in associates	26	-	639	-	-	665
Other financial income/ expense	(180)	14 572	(4 515)	(11)	(78)	9 788
Profit for allocating insurance batches	-	40 853	-	-	-	40 853
Profit for the period before tax	340	16 972	2 545	593	(672)	19 778
Tax expenses	(84)	(1 793)	-	(1)	-	(1 878)
Net profit for the period	256	15 179	2 545	592	(672)	17 900



Operating segments	Production, trade and services	Financial sector	Transport sector	Real estate and engineering Sector	Elimination	Consolidated
31 March 2020	BGN '000	BGN '000	BGN '000	BGN '000	BGN '000	BGN '000
Assets of the segment	681 208	10 299 843	929 038	299 816	(2 247 898)	9 962 007
Equity accounted investments in associates	2 126	-	21 951	2	5 500	29 579
Total consolidated assets	683 334	10 299 843	950 989	299 818	(2 242 398)	9 991 586
Liabilities of the segment	227 870	8 050 570	527 161	130 438	(679 740)	8 256 299
Total consolidated liabilities	227 870	8 050 570	527 161	130 438	(679 740)	8 256 299



Operating segment 31 December 2019	Production, trade and services BGN'000	Finance BGN'000	Transport BGN'000	Real estate and engineering BGN'000	Eliminations BGN'000	Consolidated BGN'000
Income from non-financial activities from external customers	77 500	39 273	348 931	13 595	(1 933)	477 366
Change in fair value of investment property	819	1 030	-	(13)	-	1 836
Gain from sale of non-current assets	(4)	79	355	-	(10)	420
Inter-segment income from non-financial activities	15 761	2 964	5 610	441	(24 776)	-
Total income from non-financial activities	94 076	43 346	354 896	14 023	(26 719)	479 622
Insurance income from external customers	-	400 454	-	-	-	400 454
Inter-segment insurance income	-	4 981	-	-	(4 271)	-
Total insurance income	-	405 435	-	-	(4 981)	400 454
Result from insurance	-	47 761	-	-	(4 580)	43 181
Interest income	6 082	193 943	4 229	1 638	(11 879)	194 013
Interest expenses	(7 014)	(29 077)	(13 910)	(3 234)	11 923	(41 312)
Result from interest	(932)	164 866	(9 681)	(1 596)	44	152 701
Result from transactions with financial instruments, net	3 948	74 325	6 638	-	6 490	91 401
Other operating and administrative expenses	(91 272)	(241 629)	(346 903)	(13 168)	17 751	(675 221)
Net result from equity accounted investments in associates	26	-	5 163	-	-	5 189
Other financial income/ (expenses)	(1 379)	74 890	(3 614)	(149)	(4 891)	64 857
Profit for allocating insurance batches	-	(69 522)	-	-	-	(69 522)
Profit for the period before tax	4 467	94 037	6 499	(890)	(11 905)	92 208
Tax expense	399	(7 242)	(86)	18	(503)	(7 414)
Net profit for the year	4 866	86 795	6 413	(872)	(12 408)	84 794



Operating segments 31 December 2019	Production, trade and services BGN'000	Finance BGN'000	Transport BGN'000	Real estate and engineering BGN'000	Eliminations BGN'000	Consolidated BGN'000
Assets of the segment	680 003	10 246 137	929 331	304 138	(2 242 552)	9 917 057
Equity accounted investments	3 769	-	21 968	2	3 175	28 914
Total consolidated assets	683 772	10 246 137	951 299	304 140	(2 239 377)	9 945 971
Liabilities of the segment	226 953	8 009 355	526 311	132 333	(663 885)	8 231 067
Total consolidated liabilities	226 953	8 009 355	526 311	132 333	(663 885)	8 231 067



11. Property, plant and equipment

Property, plant and equipment of the Group include land, buildings, plant and equipment, vehicles, repairs of rented fixed assets, assets in process of acquisition, etc. presented in the consolidated interim financial statements as at March 30, 2020. Their carrying amount can be analyzed as follows:

	Land	Building	Machines	Equipment and spare parts	Vehicles	Repairs	Others	Advances and assets in process of acquisition	Total
	BGN'000	BGN'000	BGN'000	BGN'000	BGN'000	BGN'000	BGN'000	BGN'000	BGN'000
2020									
Balance at 1 January 2020	52 157	136 486	164 083	86 093	123 875	23 373	81 193	34 818	702 078
Additions:									
- separately acquired			799	177	355	89	3	5 729	7 152
Disposals									
- separately disposed		(789)	(256)	(53)	(367)			(510)	(1 975)
Balance at 31 March 2020	52 157	135 697	164 626	86 217	123 863	23 462	81 196	40 037	707 255
Depreciation									
Balance at 1 January 2020	-	(31 364)	(121 524)	(35 901)	(62 292)	(23 373)	(43 599)	-	(318 053)
Disposals	-	447	125	51	337	-	-	-	960
Depreciation	-	(1 487)	(2 347)	(380)	(1 595)	(89)	(1 061)	-	(6 959)
Balance at 31 March 2020	-	(32 404)	(123 746)	(36 230)	(63 550)	(23 462)	(44 660)	-	(324 052)
Carrying amount at 31 March 2020	52 157	103 293	40 880	49 987	60 313	-	36 536	40 037	383 203



- as at 31 December 2019

	Land	Building	Machines	Equipment and spare parts	Vehicles	Repairs	Others	Advances and assets in process of acquisition	Total
2019	BGN'000	BGN'000	BGN'000	BGN'000	BGN'000	BGN'000	BGN'000	BGN'000	BGN'000
Balance at 1 January 2019	51 543	139 880	184 325	85 637	125 760	26 830	77 035	40 461	731 471
Additions:									
- from business combinations	-	2	-	-	-	-	-	-	2
- separately acquired	657	720	3 835	1 008	1 170	1 075	4 201	2 248	14 914
Disposals									
- separately disposed	(28)	(3 559)	(944)	(552)	(1 294)	-	(23)	(5 492)	(11 892)
- from business combinations	(15)	(557)	(725)	-	(95)	-	(20)	-	(1 412)
- reclassification to assets with right of use	-	-	(22 408)	-	(1 666)	(4 494)	-	(1 306)	(29 874)
- reclassification to intangible assets	-	-	-	-	-	(38)	-	(1 093)	(1 131)
Balance at 31 December 2019	52 157	136 486	164 083	86 093	123 875	23 373	81 193	34 818	702 078
Depreciation									
Balance at 1 January 2019	-	(28 637)	(122 671)	(34 680)	(58 574)	(25 715)	(40 297)	-	(310 574)
Newly acquired from business combinations	-	(1)	-	-	-	-	-	-	(1)
Depreciation of written-off assets									
- from business combinations	-	515	504	-	95	-	20	-	1 134
- reclassification to assets with right of use	-	-	8 033	-	125	2 750	-	-	10 908
- separately disposed	-	1 128	1 846	282	1 744	-	23	-	5 023
Depreciation for the year	-	(4 369)	(9 236)	(1 503)	(5 682)	(408)	(3 345)	-	(24 543)
Balance at 31 December 2019	-	(31 364)	(121 524)	(35 901)	(62 292)	(23 373)	(43 599)	-	(318 053)
Carrying amount at 31 December 2019	52 157	105 122	42 559	50 192	61 583	-	37 594	34 818	384 025

12. Financial assets

Amounts recognized in the interim condensed consolidated statement of financial position are attributable to the following categories of financial assets:

	31.03.2020	31.12.2019
	BGN '000	BGN '000
Loans and advances to bank customers	2 672 906	2 617 507
Financial assets at fair value through profit or loss	1 841 766	1 926 420
Debt instruments measured at fair value through other comprehensive income	624 724	534 181
Equity instruments measured at fair value through other comprehensive income	82 522	72 618
	5 221 918	5 150 726

13. Other financial assets at amortized cost

Amounts recognized in the consolidated statement of financial position are attributable to other financial assets measured at amortized cost are as follows:

	31.03.2020	31.12.2019
	BGN '000	BGN '000
Loans granted	131 695	133 915
Receivables under repurchase agreements	380 769	335 417
Debt instruments measured at amortized cost	436 573	328 834
Receivables from related parties	129 312	232 301
Trade receivables	236 252	164 549
Other	12 116	14 931
	1 326 717	1 209 947

14. Share capital

The share capital of Chimimport as at 30 June 2019 consists of 239 646 267 ordinary shares with a par value of BGN 1, including 12 691 734 ordinary shares acquired by companies of Chimimport Group. The shares of the Company are ordinary, registered and subject to unrestricted transfers and entitle 1 voting right and liquidation quota.

	31.03.2020	31.12.2019
Shares issued and fully paid:		
- beginning of the year	226 955 233	227 191 647
- treasury shares /ordinary and preferred/, acquired by subsidiaries during the year	(45 500)	(236 414)
Shares issued and fully paid as at period end	226 909 733	226 955 233

The list of principle shareholders, holding shares /ordinary and preferred/ of the capital of Chimimport AD is presented as follows:

	31.03.2020	31.03.2020	31.12.2019	31.12.2019
	Number of ordinary shares	%	Number of ordinary shares	%
Invest Capital AD	173 487 247	72.39 %	173 487 247	72.39 %
Other legal entities	50 126 772	20.92%	50 126 772	20.92%
Other private individuals	16 032 248	6.69 %	16 032 248	6.69 %
Shares of the Group, acquired by subsidiaries	239 646 267	100.00 %	239 646 267	100.00 %

Withholding tax for dividends due from individuals and foreign legal entities, registered in countries that are not members of EU for 2019 and 2020 amounts to 5% and the tax is deducted from the gross amount of dividends.

15. Borrowings

Borrowings include financial liabilities as follows:

	31.03.2020	31.12.2019
	BGN'000	BGN'000
Financial liabilities at fair value:		
Derivatives, held-for-trading	-	10 079
Financial liabilities measured at amortized cost:		
Liabilities to depositors	5 761 270	5 703 841
Bonds and debenture loan	40 400	42 421
Bank loans	170 584	171 526
Other borrowings	11 215	21 210
Deposits from banks	22 570	19 415
Cession liabilities	46 079	48 942
Liabilities under repurchase agreements	15 276	13 160
Trade obligations	116 598	87 889
Payables to related parties	57 709	63 906
Total carrying amount	6 241 701	6 182 389

During the period the Group of Chimimport received borrowings other than borrowings from banking activities under long-term and short-term loans agreements for cash at capital interest rates

16. Income tax expenses

Recognized tax expenses are based on management's best estimate of the expected annual tax rate. The tax rate, valid for 2020 is 10% corporate tax (the expected annual tax rate for the period ended on 31 December 2019 was 10%).

17. Earnings per shares

The basic earnings per share have been calculated using the net results attributable to shareholders of the Company as the numerator.

The weighted average number of shares (ordinary and preferred) used for the calculation of basic earnings per share as well as the net profit less the dividend expense to be distributed are as follows:

	31.03.2020	31.03.2019
Profit attributable to the shareholders (BGN)	16 606 000	40 423 000
Weighted average number of outstanding shares	226 909 733	230 043 547
Basic earnings per share (BGN per share)	0.0732	0.17

18. Related party transactions

The Group's related parties include its owners, associates and key management personnel.

18.1. Transaction with owners

Sale of goods and services, interest income and other income	31.03.2020	31.03.2019
	BGN'000	BGN'000
- <i>sale of services</i>	123	3
- <i>interest income</i>	2	37
- <i>others</i>		-
Purchase of goods and services, interest expense and other expense		
- <i>purchase of services</i>	(8)	-
- <i>other expense</i>	-	-
- <i>interest expense</i>	-	-

18.2. Transaction with associates and other related parties under common control

Sale of goods and services, interest income and other income	31.03.2020	31.03.2019
	BGN'000	BGN'000
<i>sale of finished goods</i>		
- associates enterprises	330	373
- other related parties outside the group	431	427
<i>sale of goods</i>		

Sale of goods and services, interest income and other income	31.03.2020	31.03.2019
	BGN'000	BGN'000
- associates enterprises	110	76
- other related parties outside the group	36	58
 <i>sale of services</i>		
- associates enterprises	2 537	4 890
- other related parties outside the group	238	467
 <i>interest income</i>		
- joint ventures	56	114
- other related parties outside the group	76	247
 <i>other income</i>		
- associates enterprises	-	32
- joint ventures	-	-
- other related parties outside the group	-	24
 Purchase of services and interest expense		
	31.03.2020	31.03.2019
	BGN'000	BGN'000
 <i>purchase of services</i>		
- enterprises accounted using the equity method	(2 884)	(5 999)
- other related parties	(303)	(530)
 <i>interest expense and other expenses</i>		
- enterprises accounted using the equity method	-	-
- other related parties joint ventures	(22)	(8)

18.3. Transaction with key management personnel

Key management of the Group includes members of the Managing Board and Supervisory Board. Key management personnel remuneration includes the following expenses:

	31.12.2019	31.03.2019
	BGN'000	BGN'000
Short-term employee benefits:		
Salaries, including bonuses	(1 153)	(42)
Social security costs	(5)	(6)
Total:	<u>(1 158)</u>	<u>(48)</u>

19. Related party balances

	31.03.2020	31.03.2019
	BGN'000	BGN'000
Non-current receivables from:		
-owners	3 076	-
-associated enterprises	1 502	3 056
-joint- ventures	-	-
- other related parties	10 039	28 365
Total	<u>14 617</u>	<u>31 421</u>

	31.03.2020	31.03.2019
Current receivables from:		
-owners	29 936	29 438
- associates enterprises	495	1 072
-joint- ventures	-	-
- other related parties	84 264	124 674
Total	<u>114 695</u>	<u>155 184</u>

	31.03.2020	31.03.2019
	BGN'000	BGN'000
Non-current payables to:		
-owners	-	1
-associates enterprises	-	4 135
-joint- ventures	-	312
- other related parties	4 901	8 946
Total	<u>4 901</u>	<u>13 394</u>

	31.03.2020	31.03.2019
	BGN'000	BGN'000
Current payables to:		
-owners	30 752	25 807
- associates enterprises	6 420	8 568
-joint- ventures	-	226
- other related parties	15 636	15 911
Total	52 808	50 512

20. Post - reporting date events

From December 31, 2020 until September 30, 2020 there are no significant events that have occurred that are important for the development of the Group of Chimimport AD

21. Autorization of the interim condensed financial statements

The interim condensed consolidated financial statements as of 31 March 2020 (including comparatives) were approved for issue by the Managing board on 30 September 2020.