

Interim Consolidated Activity Report
Interim Condensed Consolidated Financial
Statements

CHIMIMPORT AD

31 December 2022



Contents

	Page
Interim condensed consolidated statement of financial position	2
Interim condensed consolidated statement of comprehensive income	4
Interim condensed consolidated statement of changes in equity	5
Interim condensed consolidated statement of cash flows	8
Notes to the interim condensed consolidated financial statements	9


Interim condensed consolidated statement of financial position

	Notes	31.12.2022 BGN'000	31.12.2021 BGN'000
Assets			
Property, plant and equipment	11	322 168	356 785
Right of use assets		410 558	417 952
Investment property		545 392	524 884
Goodwill		23 737	23 774
Other intangible assets		113 756	124 562
Deferred tax assets		11 974	10 845
Investments accounted for using the equity method	9	25 520	26 772
Loans and receivables to bank customers	12	3 188 583	3 049 092
Equity instruments at fair value through profit or loss	12	2 188 007	2 042 970
Debt instruments at fair value through other comprehensive income	12	441 213	859 441
Equity instruments at fair value through other comprehensive income	12	98 432	70 426
Other financial assets	13	2 373 465	1 557 996
Receivables from insurance and reinsurance contracts		57 054	49 999
Reinsurance assets		73 017	69 054
Tax receivables		1 667	1 780
Other receivables		28 611	25 566
Inventories		62 334	54 300
Cash and cash equivalents		2 167 574	2 380 922
Total assets		12 133 062	11 647 120



Prepared by: _____
/A. Kerezov/

Executive director: _____



/I. Kamenov/

Date: 28th February 2023



Interim condensed consolidated statement of financial position (continued)

	Notes	31.12.2022 BGN'000	31.12.2021 BGN'000
Equity and liabilities			
Equity			
Share capital	14	226 463	226 463
Share premium		246 309	246 309
Other reserves		322 758	300 696
Retained earnings		726 935	711 351
Profit for the period		45 108	35 293
Equity attributed to the shareholders of parent company		1 567 573	1 520 112
Non-controlling interests		327 017	330 655
Total equity		1 894 590	1 850 767
Liabilities			
Liabilities to depositors	15	7 310 824	6 917 880
Other financial liabilities	15	465 790	522 103
Payables to secured persons		1 757 026	1 708 674
Pension and other employee obligations		18 978	17 648
Deferred tax liabilities		39 257	37 638
Insurance technical reserves		260 123	238 896
Liabilities to insurance and reinsurance contracts		25 986	25 986
Finance lease liabilities		305 187	280 979
Tax liabilities		6 195	6 514
Other liabilities		49 106	40 035
Total liabilities		10 238 472	9 796 353
Total equity, reserves and liabilities		12 133 062	11 647 120

Prepared by: _____

/A. Kerezov/

Executive director: _____

/I. Kamenov/


Date: 28th February 2023



Interim condensed consolidated statement of comprehensive income

	Notes	31.12.2022 BGN'000	31.12.2021 BGN'000
Income from non-financial activities		407 983	349 062
Change in the fair value of investment property		4 704	2 624
Gain on sale of non-current assets		30 145	58
Net result from non-financial activities		442 832	351 744
Insurance income		371 661	385 972
Insurance expense		(333 281)	(319 859)
Net insurance result		38 380	66 113
Interest income		183 941	169 089
Interest expense		(39 994)	(37 942)
Net interest income		143 947	131 147
Net result from transactions with financial instruments		(31 384)	80 756
Other operating and administrative expenses		(638 244)	(564 006)
Share of profit from equity accounted investments		4 810	4 315
Other financial income		88 371	79 671
Allocation of income to secured persons		16 256	(98 663)
Profit before tax		64 968	51 077
Tax expense	16	(4 985)	(5 898)
Net profit for the period		59 983	45 179
Other comprehensive income			
Revaluation of non financial assets, net of taxes		16 043	-
Revaluation of financial assets, net of taxes		(3 425)	(4 667)
Remeasurement of defined benefit plan liability, net of taxes		-	(105)
Other comprehensive income		12 618	(4 772)
Total comprehensive income		72 601	40 407
Profit for the period attributable to:			
the shareholders of Chimimport AD		45 108	35 293
non-controlling interests		14 875	9 886
Total comprehensive income attributable to:			
the shareholders of Chimimport AD		57 933	31 618
non-controlling interests		14 668	8 789
Basic earnings per share in BGN	17	0.20	0.15

Prepared by: 
/A. Kerezov/

Executive director: 
/I. Kamenov/

Date: 28th February 2023



The accompanying notes on pages from 9 to 28 form an integral part of the interim condensed consolidated financial statements.

Interim condensed consolidated statement of changes in equity

All amounts are presented in BGN'000


	Equity attributable to the shareholders of Chimimport AD				Total	Non-controlling interests	Total equity
	Share capital	Share premium	Other reserves	Retained earnings			
Balance at 1 January 2022	226 463	246 309	300 696	746 644	1 520 112	330 655	1 850 767
Bussines combinations	-	-	(11 212)	740	(10 472)	(18 306)	(28 778)
Transactions with owners	-	-	(11 212)	740	(10 472)	(18 306)	(28 778)
Profit for the period	-	-	-	45 108	45 108	14 875	59 983
Revaluation of non financial assets	-	-	16 043	-	16 043	-	16 043
Revaluation of financial assets	-	-	(3 218)	-	(3 218)	(207)	(3 425)
Total comprehensive income for the period	-	-	12 825	45 108	57 933	14 668	72 601
Profit distribution from previous years	-	-	20 342	(20 342)	-	-	-
Change in specialized reserves	-	-	107	(107)	-	-	-
Balance at 31 December 2022	226 463	246 309	322 758	772 043	1 567 573	327 017	1 894 590

Prepared by:


/A. Kerezov/

Date: 28th February 2023

Executive director:


/I. Kamenov/



Interim condensed consolidated statement of changes in equity

All amounts are presented in BGN'000	Equity attributable to the shareholders of Chimimport AD				Non-controlling interest	Total equity
	Share capital	Share premium	Other reserves	Retained earnings		
Balance at 1 January 2021	226 604	246 462	287 583	722 081	321 615	1 804 345
Decrease in share capital and reserves resulting from change in own shares held by subsidiaries	(141)	(153)	-	-	-	(294)
Business combinations	-	-	1 138	6 028	769	7 935
Transactions with owners	(141)	(153)	1 138	6 028	769	7 641
Profit for the year	-	-	-	35 293	9 886	45 179
Other comprehensive income	-	-	(3 675)	-	(1 097)	(4 772)
Total comprehensive income for the year	-	-	(3 675)	35 293	8 789	40 407
Transfer of retained earnings to other reserves	-	-	16 394	(16 394)	-	-
Change in specialized reserves	-	-	(744)	744	-	-
Other changes	-	-	-	(1 108)	(518)	(1 626)
Balance at 31 December 2021	226 463	246 309	300 696	746 644	330 655	1 850 767

Prepared by: _____

/A. Kerezov/

Date: 28th February 2023

Executive director: _____

/I. Kamenov/



Interim condensed consolidated statement of cash flows

	31.12.2022	31.12.2021
	BGN'000	BGN'000
Proceeds from short-term loans	36 396	66 485
Payments for short-term loans	(47 423)	(55 043)
Proceeds from sale of short-term financial assets	315 973	450 394
Purchase of short-term financial assets	(572 241)	(419 927)
Cash receipt from customers	488 164	247 817
Cash paid to suppliers	(405 838)	(230 348)
Proceeds from secured persons	194 331	186 106
Payments to secured persons	(109 065)	(123 625)
Payments to employees and social security institutions	(117 143)	(120 074)
Cash receipts from banking operations	74 669 824	61 220 020
Cash paid for banking operations	(74 306 430)	(60 782 527)
Cash receipts from insurance operations	197 712	179 971
Cash paid for insurance operations	(140 189)	(133 412)
Income taxes paid	(2 699)	(1 012)
Other cash inflows/(outflows)	(11 900)	(5 280)
Net cash flow from operating activities	189 472	479 545
Investing activities		
Dividends received	9 349	30 805
Sale of property, plant and equipment	1 335	1 084
Purchase of property, plant and equipment	(14 588)	(22 297)
Purchase of intangible assets	(501)	(5 174)
Sale of investment property	2 029	1 544
Purchase of investment property	(10 759)	(7 215)
Sale of non-current financial assets	496 257	396 109
Purchase of non-current financial assets	(883 241)	(756 352)
Interest payments received	36 498	22 664
Proceeds from loans granted	2 999	11 481
Payments for loans granted	(3 020)	(2 207)
Other cash inflows/ (outflows)	2 687	1 021
Net cash flow from investing activities	(360 955)	(328 537)
Financing activities		
Sale of own shares	-	(126)
Proceeds from loans received	29 493	55 692
Payments for loans received	(59 850)	(30 383)
Interest paid	(4 305)	(4 808)
Payments for finance leases	(10 971)	(15 844)
Other cash (outflows)/inflows	(975)	(864)
Net cash flow from financing activities	(46 608)	3 667
Net change in cash and cash equivalents	(218 091)	154 675
Cash and cash equivalents, beginning of year	2 380 922	2 221 632
Exchange profit/(loss) on cash and cash equivalents	4 743	4 615
Cash and cash equivalents, end of the period	2 167 574	2 380 922

Prepared by:  _____

/A. Kerezov/

Date: 28th February 2023

Executive director:  _____

/I. Kamenov/



Notes to the interim condensed consolidated financial statements

1. Nature of operations

Chimimport AD was registered as a joint-stock company at Sofia city court on 24 January 1990. The address of the Company's registered office is 2 St. Karadja Str., Sofia, Bulgaria. The Company is registered on the Bulgarian Stock Exchange – Sofia on 30 October 2006. Chimimport AD (The Group) includes the parent company and all subsidiaries.

The Group is engaged in the following business activities:

- Acquisition, management and sale of shares in Bulgarian and foreign companies;
- Financing of companies in which interest is held;
- Bank services, finance, insurance and pension insurance;
- Securitization of real estate and receivables;
- Extraction of oil and natural gas;
- Construction of output capacity in the area of oil-processing industry, production of biodiesel and production of rubber items;
- Production and trading with oil and chemical products;
- Production of vegetable oil, purchasing, processing and trading with grain foods;
- Aviation transport and ground activities on servicing and repairing of aircrafts and aircraft engines;
- River and sea transport and port infrastructure;
- Commercial agency and brokerage;
- Commission, forwarding and warehouse activity.

The Company has a two-tier management structure consisting of a Supervisory Board and a Managing Board.

The members of the Supervisory Board are as follows:

Invest Capital AD
CCB Group EAD
Mariana Bazhdarova

The members of the Managing Board are as follows:

Alexander Kerezov
Ivo Kamenov
Marin Mitev
Nikola Mishev
Miroljub Ivanov
Tzvetan Botev

The Company is represented by its executive directors Ivo Kamenov and Marin Mitev, together and separately.

2. Basis for the preparation of the interim condensed financial statements

These interim condensed consolidated financial statements as of 31 December 2022 have been prepared in accordance with IAS 34 "Interim Financial Reporting". They do not include all of the information and disclosures required in annual consolidated financial statements, and should be read in conjunction with the annual consolidated financial statements of the Company for the year ended 31 December 2021, which have been prepared in accordance with International Financial Reporting Standards (IFRS) as issued by the International Accounting Standards Board (IASB) and approved by the European Union (EU). Investments in subsidiaries are accounted for and disclosed in accordance with IFR 10 "Consolidated Financial Statements".

Elements of the interim consolidated financial statement of the Group are in the currency of the primary economic environment in which the Group companies carry out their activities ("functional currency"). The interim consolidated financial statements are presented in BGN, which is the functional currency of the parent-company. This is the functional currency of the parent company and subsidiaries, exception from the subsidiaries operating in the Netherlands, Germany, and Slovakia, whose functional currency is the euro, the subsidiaries operating in Macedonia, whose functional currency is the Macedonian denar and subsidiaries operating in Russia, whose functional currency is the Russian ruble. The currency of the Group is the BGN.

The interim condensed consolidated financial statements are presented in Bulgarian leva (BGN), which is also the functional currency of the Company. All amounts are presented in thousand Bulgarian leva (BGN'000) unless otherwise stated.

The interim condensed consolidated financial statements are prepared under the going concern principle.

3. Accounting policies and significant changes during the period

3.1. Accounting policy

These interim condensed consolidated financial statements (the interim consolidated financial statements) have been prepared in accordance with the accounting policies adopted in the last annual consolidated financial statements for the year ended 31 December 2021.

3.2. Estimates

When preparing the interim condensed consolidated financial statements management undertakes a number of judgements, estimates and assumptions about recognition and measurement of assets, liabilities, income and expenses.

The actual results may differ from the judgements, estimates and assumptions made by management, and will seldom equal the estimated results

In preparing these condensed interim consolidated financial statements, the significant judgements made by management in applying the Group's accounting policies and the key sources of estimation uncertainty were the same as those that applied to the annual consolidated financial statements for the year ended 31 December 2021.

3.3. Financial risk management

The Group's activities expose it to a variety of financial risks: market risk, credit risk and liquidity risk.

The interim condensed consolidated financial statements do not include all financial risk management information and disclosures required in the annual consolidated financial statements; they should be read in conjunction with the annual financial statements as at 31 December 2021. There have been no changes in the risk management policies since year end.

4. Accounting estimates

For the purpose of preparing these interim condensed financial statements, management has applied accounting estimates and assumptions in the assessment of its assets, liabilities, income and expenses.

Actual results may differ from these estimates and management assumptions. Accounting estimates and assumptions applied in this interim condensed financial statements do not differ from the last annual financial statements of the Company as of 31 December 2021.

5. New standards, amendments and interpretations to existing standards that are effective for annual periods beginning on or after 1 January 2022

Amendments to IFRS 3 Business Combinations, IAS 16 Property, Plant and Equipment IAS 37 Provisions, Contingent Liabilities and Contingent Assets effective from 1 January 2022 adopted by the EU

- IFRS 3 Business Combinations – Update on references to the Conceptual Framework with amendments to IFRS 3 'Business Combinations' that update an outdated reference in IFRS 3 without significantly changing its requirements.
- IAS 16 Property, Plant and Equipment – „Proceeds before Intended Use“ amends the standard to prohibit deducting from the cost of an item of property, plant and equipment any proceeds from selling items produced while bringing that asset to the location and condition necessary for it to be capable of operating in the manner intended by management. Instead, an entity recognises the proceeds from selling such items, and the cost of producing those items, in profit or loss.
- IAS 37 Provisions, Contingent Liabilities and Contingent Assets - The changes in Onerous Contracts — Cost of Fulfilling a Contract specify that the 'cost of fulfilling' a contract comprises the 'costs that relate directly to the contract'. Costs that relate directly to a contract can either be incremental costs of fulfilling that contract or an allocation of other costs that relate directly to fulfilling contracts.

Annual Improvements 2018-2020 effective from 1 January 2022 adopted by the EU

- IFRS 1 First-time Adoption of International Financial Reporting Standards - The amendment permits a subsidiary that applies paragraph D16(a) of IFRS 1 to measure cumulative translation differences using the amounts reported by its parent, based on the parent's date of transition to IFRSs.
- IFRS 9 Financial Instruments - The amendment clarifies which fees an entity includes when it applies the '10 per cent' test in paragraph B3.3.6 of IFRS 9 in assessing whether to derecognise a financial liability. An entity includes only fees paid or received between the entity (the borrower) and the lender, including fees paid or received by either the entity or the lender on the other's behalf.
- IFRS 16 Leases - The amendment to 16 removes from the example the illustration of the reimbursement of leasehold improvements by the lessor in order to resolve any potential confusion regarding the treatment of lease incentives that might arise because of how lease incentives are illustrated in that example.
- IAS 41 Agriculture - The amendment removes the requirement in paragraph 22 of IAS 41 for entities to exclude taxation cash flows when measuring the fair value of a biological asset using a present value technique. This will ensure consistency with the requirements in IFRS 13.

6. Standards, amendments and interpretations to existing standards that are not yet effective and have not been adopted early by the Company

At the date of authorisation of these consolidated financial statements, certain new standards, amendments and interpretations to existing standards have been issued, but are not effective or adopted by the EU for the financial year beginning on 1 January 2022 and have not been adopted early by the Group. Information on those expected to be relevant to the Group's consolidated financial statements is provided below.

Management anticipates that all relevant pronouncements will be adopted in the Group's accounting policies for the first period beginning after the effective date of the pronouncement.

IFRS 17 “Insurance Contracts” effective from 1 January 2023, adopted by the EU

IFRS 17 replaces for IFRS 4 “Insurance Contracts”. It requires a current measurement model where estimates are remeasured each reporting period. Contracts are measured using the building blocks of:

- discounted probability-weighted cash flows;
- an explicit risk adjustment, and
- a contractual service margin ("CSM") representing the unearned profit of the contract which is recognised as revenue over the coverage period.

The standard allows a choice between recognising changes in discount rates either in the income statement or directly in other comprehensive income.

The new rules will affect the financial statements and key performance indicators of all entities that issue insurance contracts.

Amendments to IAS 1 Presentation of Financial Statements and IFRS Practice Statement 2: Disclosure of Accounting policies effective from 1 January 2023, adopted by the EU

The entity is required to disclose its material accounting policy information instead of its significant accounting policies, the amendments clarify that accounting policy information may be material because of its nature, even if the related amounts are immaterial. The amendments clarify that accounting policy information is material if users of an entity's financial statements would need it to understand other material information in the financial statements and if the entity discloses immaterial accounting policy information, such information shall not obscure material accounting policy information.

Amendments to IAS 8 Accounting policies, Changes in Accounting Estimates and Errors: Definition of Accounting Estimates effective from 1 January 2023, adopted by the EU

The amendments introduced the definition of accounting estimates and included other amendments to IAS 8 to help entities distinguish changes in accounting estimates from changes in accounting policies.

The amendments will help companies:

- improve accounting policy disclosures so that they provide more useful information to investors and other primary users of the financial statements; and
- distinguish changes in accounting estimates from changes in accounting policies.

Amendments to IAS 1 Presentation of Financial Statements: Classification of Liabilities as Current or Non-current effective from 1 January 2023 not yet adopted by the EU

The amendments in Classification of Liabilities as Current or Non-current affect only the presentation of liabilities in the consolidated statement of financial position — not the amount or timing of recognition of any asset, liability, income or expenses, or the information that entities disclose about those items. They:

- clarify that the classification of liabilities as current or non-current should be based on rights that are in existence at the end of the reporting period and align the wording in all affected paragraphs to refer to the "right" to defer settlement by at least twelve months and make explicit that only rights in place "at the end of the reporting period" should affect the classification of a liability;
- clarify that classification is unaffected by expectations about whether an entity will exercise its right to defer settlement of a liability; and
- make clear that settlement refers to the transfer to the counterparty of cash, equity instruments, other assets or services.

Amendments to IAS 12 Income Taxes: Deferred Tax related to Assets and Liabilities arising from a Single Transaction effective from 1 January 2023 not yet adopted by the EU

An entity applies the amendments to transactions that occur on or after the beginning of the earliest comparative period presented. It also, at the beginning of the earliest comparative period presented, recognizes deferred tax for all temporary differences related to leases and decommissioning obligations and recognizes the cumulative effect of initially applying the

amendments as an adjustment to the opening balance of retained earnings (or other component of equity, as appropriate) at that date.

Amendments to IFRS 17 Insurance contracts: Initial Application of IFRS 17 and IFRS 9 – Comparative Information effective from 1 January 2023 not yet adopted by the EU

The amendment is a transition option relating to comparative information about financial assets presented on initial application of IFRS 17. The amendment is aimed at helping entities to avoid temporary accounting mismatches between financial assets and insurance contract liabilities, and therefore improve the usefulness of comparative information for users of financial statements.

IFRS 17 and IFRS 9 Financial Instruments have different transition requirements. For some insurers, these differences can cause temporary accounting mismatches between financial assets and insurance contract liabilities in the comparative information they present in their financial statements when applying IFRS 17 and IFRS 9 for the first time.

The amendment will help insurers to avoid these temporary accounting mismatches and, therefore, will improve the usefulness of comparative information for investors. It does this by providing insurers with an option for the presentation of comparative information about financial assets.

IFRS 14 “Regulatory deferral accounts” effective from 1 January 2016, not adopted by the EU

IFRS 14, “Regulatory deferral accounts” permits first-time adopters to continue to recognise amounts related to rate regulation in accordance with their previous GAAP requirements when they adopt IFRS. However, to enhance comparability with entities that already apply IFRS and do not recognise such amounts, the standard requires that the effect of rate regulation must be presented separately from other items.

7. Risk management regarding financial instruments

The Company is exposed to various types of risks with respect to its financial instruments. The most significant financial risks to which the Company is exposed are market risk, credit risk and liquidity risk.

The interim condensed financial statements do not include all the information on risk management and disclosures required in the preparation of annual financial statements and should be read in conjunction with the annual financial statements of the Company as of December 31, 2021. The objectives and policies of the Company for capital management, credit and liquidity risk are described in the last annual financial statements. There were no changes in the risk management policy for financial instruments during the period.

8. Significant events and transactions during the reporting period

No significant adjusting or non-adjusting events occurred between the date of the separate financial statements and the date of its approval by management on 31 December 2022 for publication, except for the following non-adjusting events:

In connection with the ongoing global pandemic of Covid-19, described in Note 2 to these separate financial statements, the duration of the emergency epidemic situation in Bulgaria was extended until 31 December 2022.

In view of the ongoing coronavirus pandemic, the Company's management is unable to assess the impact of a potential new wave or strain on its future financial condition and performance, but considers that with a fading effect, the potential impact could lead to more - weak volatility of the market and price risk related to the financial assets of the Company and less likelihood of negative effects on its activities. The abolition of the imposed emergency

measures and restrictions by the various countries and governments will have a positive effect on economic activity.

On 21 February 2022, by decree of the President of the Russian Federation, the Donetsk People's Republic and the Luhansk People's Republic were recognized as independent states. On 24 February 2022, the Ministry of Defense of the Russian Federation announced a "special military operation" on the territory of the Republic of Ukraine.

The military actions started on the territory of the Republic of Ukraine and the related measures, which were introduced by the countries of the European Union, incl. Bulgaria vis-à-vis Russia (Russian Federation) and reciprocally - create geopolitical, macroeconomic and market tensions, which are expressed in high prices of goods, energy resources, inflation and market fluctuations.

The economic consequences of the military conflict in Ukraine cannot be assessed, but they are already indicating extremely serious effects on the overall global economy. Energy and raw material prices - including wheat and other cereals - have risen sharply, further exacerbating inflationary pressures from supply chain disruptions and the recovery from the Covid-19 pandemic. Price shocks are expected to have an impact worldwide. If the conflict develops negatively or lasts for a longer period of time, the economic damage will be significant and is expected to affect all sectors of the economy, both Bulgaria and the EU.

As of the date of preparation of this report, a contract has been concluded for finalization of a transaction with a related party for the acquisition of equity instruments registered in the Russian Federation, which requires additional fulfillment of certain conditions to finalized it..

The management of the Company will continue to monitor the potential impact and will take all possible measures to mitigate any potential effects.

The management of the Company has taken a set of organizational measures in order for the Company to meet all restrictions and sanctions imposed on the transfer of funds to and from Russia and / or sanctioned persons and institutions, including activities to increase and strengthen protection against potential malicious acts. and attacks on information resources and infrastructure..

9. Investments accounted for using equity method

9.1. Investments in associates

The Group owns shares in the share capital of the following associated companies:

Name	31.12.2022 BGN'000	Share %	31.12.2021 BGN'000	Share %
Lufthansa Technik Sofia OOD	9 050	24.90%	8 944	24.90%
Swissport Bulgaria	6 130	49.00%	6 886	49.00%
Silver Wings Bulgaria Ltd.	3 518	42.50%	5 225	42.50%
Amadeus Bulgaria OOD	3 624	41.00%	3 764	41.00%
VTC AD	684	35.00%	689	35.00%
Kavarna Gas OOD	303	44.99%	235	44.99%
	23 309		25 743	

Investments in associates are presented in the interim condensed consolidated financial statements of the Group using the equity method. Associates have a reporting date as at 31 December 2022.

9.2. Investments in joint ventures

The Group holds shares in the capital of these joint ventures:

Name	31.12.2022 BGN'000	Share %	31.12.2021 BGN'000	Share %
Nuance BG AD	2 015	50%	833	50%
Consortium Bulgaria Air-Direction	141	90%	141	90%
Consortium Bulgaria Air and Direction	55	70%	55	70%
Varna ferry OOD	-	50%	-	50%
	<u>2 211</u>		<u>1 029</u>	

10. Segment reporting

The management responsible for making the business decisions determines the business segments on the grounds of the types of activities, the main products and services rendered by the Group. The activities of the Group are analyzed as a whole of business segments that may vary depending on the nature and development of a certain segment by considering the influence of the risk factors, cash flows, products and market requirements.

Each business segment is managed separately as long as it requires different technologies and resources or marketing approaches. The adoption of IFRS 8 had no influence on the identification of the main business segments of the Group in comparison with those determined in the last consolidated financial statements.

According to IFRS 8 the profits reported by segments are based on the information used for the needs of the internal management reporting and is regularly reviewed from those responsible for the business decisions.

According to IFRS 8 the Group applies the same evaluation policy as in the last consolidated financial statements.

The operating segments of the Group are as follows:

- Production and trade
- Finance sector
- Transport sector
- Real estate sector and engineering

Group transactions between segments are made under market conditions.

Information about the operating segments of the Group is summarized as follows:



Operating segments 31 December 2022	Production, trade and services	Financial sector	Transport sector	Real estate and engineering sector	Elimination	Consolidated
	BGN '000	BGN '000	BGN '000	BGN '000	BGN '000	BGN '000
Income from non-financial activities from external customers	90 872	27 025	289 017	1 618	(549)	407 983
Change in fair value of investment property	(89)	4 805	-	(12)	-	4 704
Gain on sale of non-current assets	(51)	122	30 074	-	-	30 145
Inter-segment income from non-financial activities	22 402	1 704	8 548	705	(33 359)	-
Total income from non-financial activities	113 134	33 656	327 639	2 311	(33 908)	442 832
Insurance income from external customers	-	371 661	-	-	-	371 661
Inter-segment insurance income	-	8 194	-	-	(8 194)	-
Total insurance income	-	379 855	-	-	(8 194)	371 661
Result from insurance	-	46 050	-	-	(7 670)	38 380
Interest income	6 939	184 484	2 235	285	(10 002)	183 941
Interest expenses	(7 227)	(17 748)	(23 613)	(1 408)	10 002	(39 994)
Result from interest	(288)	166 736	(21 378)	(1 123)	-	143 947
Gains from transactions with financial instruments	2 473	(26 506)	6 320	(405)	(13 266)	(31 384)
Other non - financial and administrative expenses	(108 625)	(243 931)	(292 362)	(2 642)	9 316	(638 244)
Net result from equity accounted investments in associates	(5)	-	4 815			4 810
Other financial income/ expense	(495)	93 546	(13 197)	1 532	6 985	88 371
Loss for allocating insurance batches	-	16 256	-	-	-	16 256
Profit for the period before tax	6 194	85 807	11 837	(327)	(38 543)	64 968
Tax expenses	(185)	(6 041)	1 211	30	-	(4 985)
Net profit for the period	6 009	79 766	13 048	(297)	(38 543)	59 983



Operating segments 31 December 2022	Production, trade and services BGN'000	Finance BGN'000	Transport BGN'000	Real estate and engineering BGN'000	Eliminations BGN'000	Consolidated BGN'000
Assets of the segment	716 323	12 324 880	1 383 739	180 928	(2 498 328)	12 107 542
Investments accounted for using the equity method	363	-	22 151	2	3 004	25 520
Total consolidated assets	716 686	12 324 880	1 405 890	180 930	(2 495 324)	12 133 062
Liabilities of the segment	275 032	9 910 948	857 081	77 951	(882 540,00)	10 238 472
Total consolidated liabilities	275 032	9 910 948	857 081	77 951	(882 540)	10 238 472

Operating segments 31 Decemeber 2021	Production, trade and services BGN'000	Finance BGN'000	Transport BGN'000	Real estate and engineering BGN'000	Eliminations BGN'000	Consolidated BGN'000
Segment assets	719 556	11 791 032	1 236 736	312 354	(2 439 330)	11 620 348
Investments accounted for using the equity method	363	-	22 150	2	4 257	26 772
Total consolidated assets	719 919	11 791 032	1 258 886	312 356	(2 435 073)	11 647 120
Liabilities of the segment	284 702	9 451 604	819 427	140 158	(899 538)	9 796 353
Total consolidated liabilities	284 702	9 451 604	819 427	140 158	(899 538)	9 796 353



Operating segments 31 December 2021	Production, trade and services	Financial sector	Transport sector	Real estate and engineering sector	Elimination	Consolidated
	BGN '000	BGN '000	BGN '000	BGN '000	BGN '000	BGN '000
Income from non-financial activities from external customers	75 625	29 428	228 463	15 317	229	349 062
Change in fair value of investment property	(130)	1 092	-	36	1 626	2 624
Gain on sale of non-current assets	-	93	3	(38)	-	58
Inter-segment income from non-financial activities	15 387	2 341	8 328	712	(26 768)	-
Total income from non-financial activities	90 882	32 954	236 794	16 027	(24 913)	351 744
Insurance income from external customers	-	387 365	-	-	(1 393)	385 972
Inter-segment insurance income	-	5 848	-	-	(5 848)	-
Total insurance income	-	393 213	-	-	(7 241)	385 972
Result from insurance	-	71 656	-	-	(5 543)	66 113
Interest income	6 609	168 043	4 917	1 206	(11 686)	169 089
Interest expenses	(6 455)	(23 395)	(16 794)	(2 984)	11 686	(37 942)
Result from interest	154	144 648	(11 877)	(1 778)	-	131 147
Net result of operations with financial instruments	2 394	82 037	2 019	4 281	(9 975)	80 756
Operational and administrative costs	(96 672)	(260 510)	(230 448)	(14 857)	38 481	(564 006)
Profit from investments accounted for using the equity method	26	-	4 289	-	-	4 315
Other financial income / (expenses)	5 396	95 944	(13 624)	(419)	(7 626)	79 671
Income for distribution by insurance accounts	-	(98 663)	-	-	-	(98 663)
Profit for the period before taxes	2 180	68 066	(12 847)	3 254	(9 576)	51 077
Income tax expense	(285)	(6 767)	1 308	(154)	-	(5 898)
Net result for the period	1 895	61 299	(11 539)	3 100	(9 576)	45 179



11. Property, plant and equipment

Property, plant and equipment of the Group include land, buildings, plant and equipment, vehicles, repairs of rented fixed assets, assets in process of acquisition, etc. presented in the consolidated interim financial statements as at March 31, 2022. Their carrying amount can be analyzed as follows:

	Land	Building	Machines	Equipment and spare parts	Vehicles	Repairs	Others	Advances and assets in process of acquisition	Total
	BGN'000	BGN'000	BGN'000	BGN'000	BGN'000	BGN'000	BGN'000	BGN'000	BGN'000
31 December 2022									
Balance at 1 January 2022	52 615	126 098	163 957	30 491	124 651	24 547	83 162	112 059	717 580
Additions:									
- separately acquired	67	2 008	9 291	628	4 142	168	398	233 667	250 369
Disposals									
- separately disposed	(442)	(4 236)	(14 632)	(508)	(96 289)	-	(14)	(292 018)	(408 139)
Reclasification of assets	(1 017)	-	17 872	-	133 570	-	-	-	150 425
Revaluation of assets	-	-	-	-	-	-	-	-	-
Balance at 31 December 2022	51 223	123 870	176 488	30 611	166 074	24 715	83 546	53 708	710 235
Depreciation									
Balance at 1 January 2022	-	(37 557)	(133 880)	(26 986)	(88 075)	(23 576)	(50 721)	-	(360 795)
Disposals	-	682	7 736	340	5 322	-	10	-	14 090
Depreciation	-	(4 151)	(9 126)	(1 170)	(23 189)	(348)	(3 378)	-	(41 362)
Balance at 31 December 2022	-	(41 026)	(135 270)	(27 816)	(105 942)	(23 924)	(54 089)	-	(388 067)
Carrying amount at 31 December 2022	51 223	82 844	41 218	2 795	60 132	791	29 457	53 708	322 168

Chimimport AD
Interim Condensed Consolidated Financial Statements
31 December 2022

19



- as at 31 December 2021

31 December 2021	Land	Building	Machines and equipment	Facilities and spare parts	Vehicles	Repairs of rented assets	Other	Assets in process of acquisition	Total
	BGN'000	BGN'000	BGN'000	BGN'000	BGN'000	BGN'000	BGN'000	BGN'000	BGN'000
Balance at 1 January 2021	52 150	136 508	167 209	85 920	123 188	23 373	82 715	45 910	716 973
Additions:									
- separately acquired	465	4 154	3 241	809	1 731	1 177	820	79 588	91 985
Disposals									
- separately disposed	-	(25)	(565)	(549)	(268)	(3)	(344)	(13 439)	(15 193)
- transfers	-	-	55 689	(55 689)	-	-	-	-	-
- reclassification of investment property	-	(14 539)	(61 617)	-	-	-	(29)	-	(76 185)
Balance at 31 December 2021	52 615	126 098	163 957	30 491	124 651	24 547	83 162	112 059	717 580
Depreciation									
Balance at 1 January 2021	-	(35 325)	(127 520)	(36 765)	(74 839)	(23 373)	(47 592)	-	(345 414)
Depreciation of disposed assets:									
- transfers	-	-	(10 714)	10 714	-	-	-	-	-
- reclassification of investment property	-	1 899	9 912	-	-	-	21	-	11 832
- separately disposed	-	20	508	549	258	3	59	-	1 397
Depreciation	-	(4 151)	(6 066)	(1 484)	(13 494)	(206)	(3 209)	-	(28 610)
Balance at 31 December 2021	-	(37 557)	(133 880)	(26 986)	(88 075)	(23 576)	(50 721)	-	(360 795)
Carrying amount at 31 December 2021	52 615	88 541	30 077	3 505	36 576	971	32 441	112 059	356 785

12. Financial assets

Amounts recognized in the interim condensed consolidated statement of financial position are attributable to the following categories of financial assets:

	31.12.2022	31.12.2021
	BGN '000	BGN '000
Loans and advances to bank customers	3 188 583	3 049 092
Financial assets at fair value through profit or loss	2 188 007	2 042 970
Debt instruments measured at fair value through other comprehensive income	441 213	859 441
Equity instruments measured at fair value through other comprehensive income	98 432	70 426
	5 916 235	6 021 929

13. Other financial assets at amortized cost

Amounts recognized in the consolidated statement of financial position are attributable to other financial assets measured at amortized cost are as follows:

	31.12.2022	31.12.2021
	BGN '000	BGN '000
Loans granted	198 694	216 659
Receivables under repurchase agreements	438 125	399 895
Debt instruments measured at amortized cost	1 481 511	687 184
Receivables from related parties	146 589	165 559
Trade receivables	175 282	116 962
Impairment loss	(66 736)	(28 263)
	2 373 465	1 557 996

14. Share capital

The share capital of Chimimport as at 31 December 2022 consists of 239 646 267 ordinary shares with a par value of BGN 1, including 13 182 738 ordinary shares acquired by companies of Chimimport Group. The shares of the Company are ordinary, registered and subject to unrestricted transfers and entitle 1 voting right and liquidation quota.

Shares issued and fully paid:	31.12.2022	31.12.2021
- beginning of the year	226 463 529	226 604 029
- treasury shares acquired by subsidiaries during the year	-	(140 500)
Shares issued and fully paid as at period end	226 463 529	226 463 529

The list of principle shareholders, holding shares /ordinary and preferred/ of the capital of Chimimport AD is presented as follows:

	31.12.2022	31.12.2022	31.12.2021	31.12.2021
	Number of ordinary shares	%	Number of ordinary shares	%
Invest Capital AD	173 487 247	72,39%	173 487 247	72.39%
Other legal entities	48 032 331	20,04%	48 845 512	20.38%
Other private individuals	18 126 689	7,56%	17 313 508	7.23%
Shares of the Group, acquired by subsidiaries	239 646 267	100.00 %	239 646 267	100.00%

Withholding tax for dividends due from individuals and foreign legal entities, registered in countries that are not members of EU for 2022 and 2021 amounts to 5% and the tax is deducted from the gross amount of dividends.

15. Borrowings

Borrowings include financial liabilities as follows:

	31.12.2022	31.12.2021
	BGN'000	BGN'000
Financial liabilities at fair value:		
Derivatives, held-for-trading	-	118
Financial liabilities measured at amortized cost:		
Liabilities to depositors	7 310 824	6 917 880
Bonds and debenture loan	69 795	72 957
Bank loans	122 915	150 512
Other borrowings	23 148	27 499
Deposits from banks	10 247	41 146
Cession liabilities	56 642	43 014
Liabilities under repurchase agreements	2 420	13 960
Trade obligations	103 257	109 581
Payables to related parties	77 366	63 316
Total carrying amount	7 776 614	7 439 983

During the period the Group of Chimimport received borrowings other than borrowings from banking activities under long-term and short-term loans agreements for cash at capital interest rates

16. Income tax expenses

Recognized tax expenses are based on management's best estimate of the expected annual tax rate. The tax rate, valid for 2021 is 10% corporate tax (the expected annual tax rate for the period ended on 31 December 2022 was 10%).

17. Earnings per shares

The basic earnings per share have been calculated using the net results attributable to shareholders of the Company as the numerator.

The weighted average number of shares (ordinary and preferred) used for the calculation of basic earnings per share as well as the net profit less the dividend expense to be distributed are as follows:

	31.12.2022	31.12.2021
Profit attributable to the shareholders (BGN)	45 108 000	35 293 000
Weighted average number of outstanding shares	226 463 529	239 646 267
Basic earnings per share (BGN per share)	0.20	0.15

18. Related party transactions

The Group's related parties include its owners, associates and key management personnel.

18.1. Transaction with owners

Sale of goods and services, interest income and other income	31.12.2022	31.12.2021
	BGN'000	BGN'000
- sale of services	10	10
- interest income	273	172
- others	1 451	2
Purchase of goods and services, interest expense and other expense		
- purchase of services	(89)	(30)
- other expense	-	-
- interests expenses	(340)	(256)

18.2. Transaction with associates and other related parties under common control

Sale of goods and services, interest income and other income	31.12.2022	31.12.2021
	BGN'000	BGN'000
<i>sale of finished goods</i>		
- associates and joint ventures	2 117	1 025
- other related parties outside the group	145	228
<i>sale of goods</i>		
- associates and joint ventures	21	279
- other related parties outside the group	1 091	462
<i>sale of services</i>		
- associates and joint ventures	11 050	11 081
- other related parties outside the group	3 523	2 287

Sale of goods and services, interest income and other income	31.12.2022	31.12.2021
	BGN'000	BGN'000
<i>interest income</i>		
- associates and joint ventures	329	239
- other related parties outside the group	725	1 251
<i>other income</i>		
- associates and joint ventures	373	1 227
- other related parties outside the group	-	159
 Purchase of services and interest expense	 31.12.2022	 31.12.2021
	BGN'000	BGN'000
<i>purchase of services</i>		
- associates and joint ventures	(10 147)	(10 072)
- other related parties	(3 057)	(4 971)
<i>interest expense and other expenses</i>		
- associates and joint ventures	(176)	(144)
- other related parties joint ventures	(161)	-

18.3. Transaction with key management personnel

Key management of the Group includes members of the Managing Board and Supervisory Board. Key management personnel remuneration includes the following expenses:

	31.12.2022	31.12.2021
	BGN'000	BGN'000
Short-term employee benefits:		
Salaries, including bonuses	(168)	(168)
Social security costs	(16)	(16)
Total:	(184)	(184)

19. Related party balances

	31.12.2022	31.12.2021
	BGN'000	BGN'000
Non-current receivables from:		
-owners	-	-
-associated enterprises	3 214	3 507
-joint- ventures	-	-
- other related parties	41 873	86 302
Total	45 087	89 809

	31.12.2022	31.12.2021
	BGN'000	BGN'000
Current receivables from:		
-owners	12 250	30 389
- associates enterprises	1 197	1 222
-joint- ventures	7 975	6 493
- other related parties	80 080	37 646
Total	101 502	75 750

	31.12.2022	31.12.2021
	BGN'000	BGN'000
Non-current payables to:		
-owners	5	8
-associates enterprises	5 678	7 225
-joint- ventures	1 538	947
- other related parties	7 145	6 214
Total	14 366	14 394

Current payables to:

	31.12.2022	31.12.2021
	BGN'000	BGN'000
-owners	41 405	25 012
- associates enterprises	5 808	6 682
-joint- ventures	595	584
- other related parties	15 192	16 644
Total	63 000	48 922

20. Post - reporting date events

From December 31, 2022 until February 28, 2023 there are no significant events that have occurred that are important for the development of the Group of Chimimport AD

21. Autorization of the interim condensed financial statements

The interim condensed consolidated financial statements as of 31 December 2022 (including comparatives) were approved for issue by the Managing board on 28 February 2023.