

# Interim Condensed Financial Statements

**Chimimport AD**

30 September 2013




# Contents

	<b>Page</b>
<b>Interim condensed statement of financial position</b>	<b>1</b>
<b>Interim condensed statement of comprehensive income</b>	<b>3</b>
<b>Interim condensed statement of changes in equity</b>	<b>4</b>
<b>Interim condensed statement of cash flows</b>	<b>6</b>
<b>Notes to the interim condensed financial statements</b>	<b>7</b>

## Interim condensed statement of financial position

	Notes	30.09.2013 BGN'000	31.12.2012 BGN'000	30.09.2012 BGN'000
<b>Assets</b>				
<b>Non – current assets</b>				
Property, plant and equipment	4	15 909	15 905	15 908
Investment property	5	31 555	31 555	31 409
Investment in subsidiaries	6	700 995	701 000	647 702
Investment in associates	7	8 317	16 789	16 773
Long – term financial assets		103	108	108
Long – term related party receivables	15	94 223	93 913	208 459
Long – term receivables		76 744	98 248	99 090
Long – term other receivables		65	65	-
Other intangible assets		3	-	-
Deferred tax assets		-	-	19
		<b>927 914</b>	<b>957 583</b>	<b>1 019 468</b>
<b>Current assets</b>				
Short – term related party receivables	15	173 649	168 387	72 957
Loans granted	8	157 484	121 794	145 800
Trade receivables		93 590	62 046	85 759
Short – term financial assets		61 600	52 942	51 097
Tax receivables		176	116	116
Other receivables		4 463	4 797	5 111
Inventories		370	370	370
Cash and cash equivalents		85 835	112 721	99 236
		<b>577 167</b>	<b>523 173</b>	<b>460 446</b>
<b>Total assets</b>		<b>1 505 081</b>	<b>1 480 756</b>	<b>1 479 914</b>

Prepared by:   
/A. Kerezov/  
Date: 28 October 2013



Executive Director:   
/I. Kamenov/

## Interim condensed statement of financial position (continued)

Equity and liabilities	Notes	30.09.2013 BGN'000	31.12.2012 BGN'000	30.09.2012 BGN'000
<b>Equity</b>				
Share capital	9	239 646	239 646	239 646
Share premium		260 615	260 615	260 615
Other reserves		59 842	59 849	59 851
Retained earnings		530 022	461 689	461 689
Net profit for the period		44 698	68 333	53 867
<b>Total equity</b>		<b>1 134 823</b>	<b>1 090 132</b>	<b>1 075 668</b>
<b>Liabilities</b>				
<b>Non – current liabilities</b>				
Long – term related party payables	15	153 149	137 751	193 773
Long – term dividend liabilities	10	33 888	46 147	57 843
Long – term bank and other loans	11	17 360	20 124	21 003
Long - term financial lease liabilities		-	25	32
Pension and other employee obligations		72	72	66
Deferred tax liabilities		12 371	12 371	8 166
		<b>216 840</b>	<b>216 490</b>	<b>280 883</b>
<b>Current liabilities</b>				
Short – term related party payables	15	85 135	105 193	53 558
Short – term dividend liabilities	10	16 329	16 770	21 071
Short – term bank loans	11	4 369	4 369	3 000
Other short – term borrowings	11	20 925	23 600	21 863
Trade payables		10 716	20 094	15 881
Financial lease liabilities		29	19	16
Pension and other party payables		80	85	107
Tax liabilities		4 046	981	4 777
Other liabilities		11 789	3 023	3 090
		<b>153 418</b>	<b>174 134</b>	<b>123 363</b>
<b>Total liabilities</b>		<b>370 258</b>	<b>390 624</b>	<b>404 246</b>
<b>Total equity and liabilities</b>		<b>1 505 081</b>	<b>1 480 756</b>	<b>1 479 914</b>

Prepared by: \_\_\_\_\_

/A.Kerezov/

Date: 28 October 2013




Executive Director: \_\_\_\_\_


/I. Kamenov/

## Interim condensed statement of comprehensive income

Notes	9 months to 30.09.2013 BGN'000	3 months to 30.09.2013 BGN'000	9 months to 30.09.2012 BGN'000	3 months to 30.09.2012 BGN'000
Gains from transactions with financial instruments	20 870	-	25 877	5 587
Losses from transactions with financial instruments	(3)	(1)	(33)	-
<b>Net profit from transactions with financial instruments</b>	<b>20 867</b>	<b>(1)</b>	<b>25 844</b>	<b>5 587</b>
Interest income	39 197	9 622	37 421	9 693
Interest expense	(19 782)	(5 907)	(22 391)	(6 977)
<b>Net profit from interest</b>	<b>19 415</b>	<b>3 715</b>	<b>15 030</b>	<b>2 716</b>
Gains from foreign exchange differences	2 438	375	2 158	793
Losses from foreign exchange differences	(1 570)	(379)	(2 162)	(798)
<b>Net loss from foreign exchange differences</b>	<b>868</b>	<b>(4)</b>	<b>(4)</b>	<b>(5)</b>
Other financial expenses	(103)	(15)	(33)	(7)
<b>Other financial income/(expenses)</b>	<b>(103)</b>	<b>(15)</b>	<b>(33)</b>	<b>(7)</b>
<b>Dividend income</b>	<b>1 725</b>	<b>-</b>	<b>-</b>	<b>-</b>
Operating revenue	1 941	623	22 902	529
Gain on sale of non-current assets	8 575	-	-	-
Operating expenses	(4 927)	(802)	(4 448)	(979)
<b>Result from operating activities</b>	<b>7 314</b>	<b>(179)</b>	<b>18 454</b>	<b>(450)</b>
<b>Profit for the period before tax</b>	<b>48 361</b>	<b>3 516</b>	<b>59 291</b>	<b>7 841</b>
Tax expense	12 (3 663)	(351)	(5 424)	(2 812)
<b>Net profit for the period</b>	<b>44 698</b>	<b>3 165</b>	<b>53 867</b>	<b>5 029</b>
<b>Total comprehensive income</b>	<b>44 698</b>	<b>3 165</b>	<b>53 867</b>	<b>5 029</b>
Earnings per share in BGN	13 0,30	0,05	0,36	0,03
Diluted earnings per share in BGN	13 0,22	0,03	0,25	0,03

Prepared by:   
/A. Kerezov/

Date: 28 October 2013

Executive Director:   
/I. Kamenov/



## Interim condensed statement of changes in equity

All amounts are presented in BGN '000

	Share capital	Share premium	Other reserves	Retained earnings	Total equity
Balance at 1 January 2013	239 646	260 615	59 849	530 022	1 090 132
Net profit for the period, ending at 30 September 2013	-	-	-	44 698	44 698
<b>Total comprehensive income</b>	-	-	-	<b>44 698</b>	<b>44 698</b>
Other changes in equity			(7)	-	(7)
<b>Balance at 30 September 2013</b>	<b>239 646</b>	<b>260 615</b>	<b>59 842</b>	<b>574 720</b>	<b>1 134 823</b>

Prepared by: \_\_\_\_\_


/A. Kerezov/

Date: 28 October 2013



Executive Director: \_\_\_\_\_


/I. Kamenov/



## Interim condensed statement of changes in equity (continued)

All amounts are presented in BGN '000

	Share capital	Share premium	Other reserves	Retained Earnings	Total equity
<b>Adjusted balance at 1 January 2012</b>	239 646	260 615	59 853	461 689	1 021 803
Net profit for the period, ending at 31 December 2012	-	-	-	68 333	68 333
<b>Total comprehensive income</b>	-	-	-	68 333	68 333
Other changes	-	-	(4)	-	(4)
<b>Balance at 31 December 2012</b>	239 646	260 615	59 849	530 022	1 090 132

Prepared by:   
/A. Kerezov/  
Date: 28 October 2013



Executive Director: \_\_\_\_\_  
/I. Kamenov/  


## Interim condensed statement of changes in equity (continued)

All amounts are presented in BGN '000	Share capital	Share premium	Other reserves	Retained Earnings	Total equity
Adjusted balance at 1 January 2012	239 646	260 615	59 853	461 689	1 021 803
Net profit for the period, ending at 30 September 2012	-	-	-	53 867	53 867
<b>Total comprehensive income</b>	-	-	-	53 867	53 867
Other changes	-	-	(2)	-	(2)
<b>Balance at 30 September 2012</b>	<b>239 646</b>	<b>260 615</b>	<b>59 851</b>	<b>515 556</b>	<b>1 075 668</b>

Prepared by: \_\_\_\_\_  
/A. Kerezov/  
Date: 28 October 2013



Executive Director: \_\_\_\_\_  
/I. Kamenov/



## Interim condensed statement of cash flows

	Note	30.09.2013 BGN '000	30.09.2012 BGN '000
<b>Operating activities</b>			
Proceeds from short-term loans		111 557	82 822
Payments for short-term loans		(114 953)	(75 889)
Proceeds from sale of short-term financial assets		10 810	6 545
Purchase of short-term financial assets		-	(274)
Receipts from customers		2 237	5 181
Payments to suppliers		(2 270)	(5 478)
Interest received		9 789	14 701
Interest paid		(4 844)	(9 365)
Cash paid to employees and social security institutions		(2 519)	(954)
Taxes paid		(1 113)	(298)
Other (payments)/proceeds, net		(1 430)	(6 291)
<b>Net cash flow from operating activities</b>		<b>7 264</b>	<b>10 700</b>
<b>Investing activities</b>			
Purchase of property, plant and equipment		-	(41)
Acquisition of subsidiaries and associates		-	(3)
Dividends received		-	615
Repayments of long-term loans granted		496	5 075
Long-term loans granted		(10 741)	(14 708)
<b>Net cash flow from investing activities</b>		<b>(10 245)</b>	<b>(9 062)</b>
<b>Financing activities</b>			
Dividends paid on preference shares		(4 118)	-
Long-term loans received		42 601	65 339
Payments for long-term and bank loans received		(56 877)	(69 190)
Interest paid		(5 920)	(4 638)
Discharge of finance lease liability		(16)	(16)
<b>Net cash flow from financing activities</b>		<b>(24 330)</b>	<b>(8 505)</b>
Net change in cash and cash equivalents		(27 311)	(6 867)
<b>Cash and cash equivalents, beginning of period</b>		<b>112 721</b>	<b>106 114</b>
Exchange gains/(losses) from cash and cash equivalents		425	(11)
<b>Cash and cash equivalents, end of period</b>		<b>85 835</b>	<b>99 236</b>

Prepared by: \_\_\_\_\_

/A. Kerzov/

Date: 28 October 2013

Executive Director: \_\_\_\_\_

/I. Kamenov/



## Notes to the financial statements

### 1. Nature of operations

Chimimport AD was registered as a joint-stock company at Sofia city court on 24 January 1990. The address of the Company's registered office is 2 St. Karadja Str., Sofia, Bulgaria.

The Company is registered on the Bulgarian Stock Exchange – Sofia on 30 October 2006.

The Company is engaged in the following business activities:

- Acquisition, management and sale of shares in Bulgarian and foreign companies;
- Financing of companies in which interest is held;
- Bank services, finance, insurance and pension insurance;
- Securitization of real estate and receivables;
- Extraction of oil and natural gas;
- Construction of output capacity in the area of oil-processing industry, production of biodiesel and production of rubber items;
- Production and trading with oil and chemical products;
- Production of vegetable oil, purchasing, processing and trading with grain foods;
- Aviation transport and ground activities on servicing and repairing of aircrafts and aircraft engines;
- River and sea transport and port infrastructure;
- Commercial agency and brokerage;
- Commission, forwarding and warehouse activity.

The Company has a two-tier management structure consisting of a Supervisory Board and a Managing Board.

#### **The members of the Supervisory Board are as follows:**

Chimimport Invest AD  
CCB Group EAD  
Mariana Bazhdarova

#### **The members of the Managing Board are as follows:**

Alexander Kerezov  
Ivo Kamenov  
Marin Mitev  
Nikola Mishev  
Miroljub Ivanov  
Tzvetan Botev

The Company is represented by its executive directors Ivo Kamenov and Marin Mitev, together and separately.

## 2. Basis for the preparation of the interim condensed financial statements

These interim condensed financial statements as of 30 September 2013 have been prepared in accordance with IAS 34 “Interim Financial Reporting”. They do not include all of the information and disclosures required in annual financial statements, and should be read in conjunction with the annual financial statements of the Company for the year ended 31 December 2012, which have been prepared in accordance with International Financial Reporting Standards (IFRS) as issued by the International Accounting Standards Board (IASB) and approved by the European Union (EU).

The interim condensed financial statements are presented in Bulgarian leva (BGN), which is also the functional currency of the Company. All amounts are presented in thousand Bulgarian leva (BGN‘000) unless otherwise stated.

The Company also prepares interim condensed consolidated financial statements in accordance with International Financial Reporting Standards (IFRS) developed and published by the International Accounting Standards Board (IASB) and approved by EU. Investments in subsidiaries are accounted for and disclosed in accordance with IFR 10 “Consolidated Financial Statements”.

The interim condensed financial statements are prepared under the going concern principle.

## 3. Accounting policies and significant changes during the period

These interim condensed financial statements (the interim financial statements) have been prepared in accordance with the accounting policies adopted in the last annual financial statements for the year ended 31 December 2012 except for the adoption of the following new standards, amendments and interpretations to existing standards, which are mandatory for the first time for the financial year beginning 1 January 2013 and are relevant to the Company:

### **IFRS 7 “Financial Instruments: Disclosures” – Offsetting Financial Assets and Financial Liabilities, effective from 1 January 2013.**

The new disclosures focus on quantitative information about recognised financial instruments that are offset in the statement of financial position, as well as those recognised financial instruments that are subject to master netting or similar arrangements irrespective of whether they are offset.

### **IFRS 9 “Financial Instruments” effective from 1 January 2013, adopted by the EU**

IFRS 9 “Financial instruments” represents the first milestone in the comprehensive IASB project to replace IAS 39 “Financial instruments: Recognition and measurement” by the end of 2010. It replaces multiple measurement categories in IAS 39 with a single principle-based approach to classification. IFRS 9 requires all financial assets to be measured at either amortised cost or full fair value. Amortised cost provides decision-useful information for financial assets that are held primarily to collect cash flows that represent the payment of principal and interest. For all other financial assets, including those held for trading, fair value represents the most relevant measurement basis. IFRS 9 eliminates the need for multiple impairment models; such that only one impairment model for financial assets carried at amortised cost will be required.

### **IFRS 10 “Consolidated Financial Statements” effective from 1 January 2013**

IFRS 10 “Consolidated Financial Statements” introduces a new, principle-based definition of control which will apply to all investees to determine the scope of consolidation.

### **IFRS 11 “Joint Arrangements” effective from 1 January 2013.**

IFRS 11 “Joint Arrangements” supersedes IAS 31 “Interests in Joint Ventures”. It replaces IAS 31's three categories of 'jointly controlled entities', 'jointly controlled operations' and 'jointly controlled assets' with two new categories - 'joint operations' and 'joint ventures'. The option of using proportionate consolidation for joint ventures that was previously included in IAS 31 has been eliminated (equity accounting is now required for all joint ventures).

**IFRS 12 “Disclosure of Interests in Other Entities” effective from 1 January 2013**

IFRS 12 “Disclosure of Interests in Other Entities” is a new standard on disclosure requirements for all forms of interests in other entities, including joint arrangements, associates, special purpose vehicles and other unconsolidated structured entities.

**IFRS 13 “Fair Value Measurement” effective from 1 January 2013.**

IFRS 13 “Fair Value Measurement” defines fair value as the price that would be received to sell an asset or paid to transfer a liability in an orderly transaction between market participants at the measurement date. The Standard clarifies that fair value is based on a transaction taking place in the principal market for the asset or liability or, in the absence of a principal market, the most advantageous market. The principal market is the market with the greatest volume and level of activity for the asset or liability.

**IAS 1 “Financial Statement Presentation” – Other Comprehensive Income, effective from 1 July 2012.**

The amendment requires entities to separate items presented in other comprehensive income into two groups, based on whether or not they may be recycled to profit or loss in the future. Items that will not be recycled such as revaluation gains on property, plant and equipment will be presented separately from items that may be recycled in the future, such as deferred gains and losses on cash flow hedges. Entities that choose to present other comprehensive income items before tax will be required to show the amount of tax related to the two groups separately.

The title used by IAS 1 for the statement of comprehensive income has changed to ‘statement of profit or loss and other comprehensive income’. However IAS 1 still permits entities to use other titles. Early adoption is permitted and full retrospective application is required.

**IAS 19 “Employee Benefits” effective from 1 January 2013**

These amendments eliminate the corridor approach and calculate finance costs on a net funding basis. ‘Actuarial gains and losses’ are renamed ‘remeasurements’ and will be recognised immediately in ‘other comprehensive income’. Remeasurements recognised in other comprehensive income will not be recycled through profit or loss in subsequent periods. The amendments should be applied retrospectively in accordance with IAS 8 ‘Accounting policies, changes in accounting estimates and errors’.

**IAS 27 “Separate Financial Statements” (Revised) effective from 1 January 2013**

IAS 27 “Separate Financial Statements” (Revised) will now solely address separate financial statements, the requirements for which are substantially unchanged.

**IAS 28 “Investments in Associates and Joint Ventures” (Revised) effective from 1 January 2013**

IAS 28 “Investments in Associates and Joint Ventures” (Revised) continues to prescribe the mechanics of equity accounting. Changes to its scope have however been made as a result of the publication of IFRS 11 “Joint Arrangements”.



**IAS 32 “Financial Instruments: Presentation” (amended) effective from 1 January 2014**

The amendment clarifies that the right of set-off must be available today – that is, it is not contingent on a future event. It also must be legally enforceable for all counterparties in the normal course of business, as well as in the event of default, insolvency or bankruptcy.

#### 4. Property, plant and equipment

Property, plant and equipment of the Company include land, buildings, plant and equipment, vehicles, assets in process of acquisition, etc. The carrying amount can be analyzed as follows:

	Land	Buildings	Machines and equipment	Vehicles	Other	Assets in process of acquisition	Total
	BGN '000	BGN '000	BGN '000	BGN '000	BGN '000	BGN '000	BGN '000
<b>Gross carrying amount</b>							
Balance at 1 January 2013	8 178	26	183	206	1 325	6 370	16 288
Additions	-	-	31	-	24	-	55
Disposals	-	-	-	(3)	-	-	(3)
Balance at 30 September 2013	<b>8 178</b>	<b>26</b>	<b>214</b>	<b>203</b>	<b>1 349</b>	<b>6 370</b>	<b>16 340</b>
<b>Depreciation</b>							
Balance at 1 January 2013	-	(18)	(140)	(159)	(66)	-	(383)
Disposals	-	-	-	3	-	-	3
Depreciation	-	(1)	(23)	(17)	(10)	-	(51)
Balance at 30 September 2013	-	<b>(19)</b>	<b>(163)</b>	<b>(173)</b>	<b>(76)</b>	-	<b>(431)</b>
<b>Carrying amount</b>							
as at 30 September 2013	<b>8 178</b>	<b>7</b>	<b>51</b>	<b>30</b>	<b>1 273</b>	<b>6 370</b>	<b>15 909</b>

The carrying amount as at 31 December 2012 can be analyzed as follows:

	<b>Land</b>	<b>Buildings</b>	<b>Machines and equipment</b>	<b>Vehicles</b>	<b>Other</b>	<b>Assets in process of acquisition</b>	<b>Total</b>
	<b>BGN '000</b>	<b>BGN '000</b>	<b>BGN '000</b>	<b>BGN '000</b>	<b>BGN '000</b>	<b>BGN '000</b>	<b>BGN '000</b>
<b>Gross carrying amount</b>							
Balance at 1 January 2012	8 178	26	131	254	1 321	6 370	16 280
Additions	-	-	52	-	4	-	56
Disposals	-	-	-	(48)	-	-	(48)
Balance at 31 December 2012	<b>8 178</b>	<b>26</b>	<b>183</b>	<b>206</b>	<b>1 325</b>	<b>6 370</b>	<b>16 288</b>
<b>Depreciation</b>							
Balance at 1 January 2012	-	(17)	(118)	(184)	(53)	-	(372)
Disposals	-	-	-	48	-	-	48
Depreciation	-	(1)	(22)	(23)	(13)	-	(59)
Balance at 31 December 2012	-	<b>(18)</b>	<b>(140)</b>	<b>(159)</b>	<b>(66)</b>	-	<b>(383)</b>
<b>Carrying amount</b>							
as at 31 December 2012	<b>8 178</b>	<b>8</b>	<b>43</b>	<b>47</b>	<b>1 259</b>	<b>6 370</b>	<b>15 905</b>

The carrying amount as at 30 September 2012 can be analyzed as follows:

	Land	Buildings	Machines and equipment	Vehicles	Other	Assets in process of acquisition	Total
	BGN '000	BGN '000	BGN '000	BGN '000	BGN '000	BGN '000	BGN '000
<b>Gross carrying amount</b>							
Balance at 1 January 2012	8 178	26	131	254	1 321	6 370	16 280
Additions	-	-	41	-	1	-	42
Disposals	-	-	-	(34)	-	-	(34)
Balance as at 30 September 2012	<b>8 178</b>	<b>26</b>	<b>172</b>	<b>220</b>	<b>1 322</b>	<b>6 370</b>	<b>16 288</b>
<b>Depreciation</b>							
Balance at 1 January 2012	-	(17)	(118)	(184)	(53)	-	(372)
Disposals	-	-	-	34	-	-	34
Depreciation	-	(1)	(14)	(17)	(10)	-	(42)
Balance at 30 September 2012	-	<b>(18)</b>	<b>(132)</b>	<b>(167)</b>	<b>(63)</b>	-	<b>(380)</b>
<b>Carrying amount as at 30 September 2012</b>	<b>8 178</b>	<b>8</b>	<b>40</b>	<b>53</b>	<b>1 259</b>	<b>6 370</b>	<b>15 908</b>



## 5. Investment property

Investment property includes land and buildings, which are located at 1, Battenberg Str., Sofia, and which are owned for capital appreciation.

The fair value was determined by an independent certified valuation specialist based on current active market prices.

Changes to the carrying amounts presented in the statement of financial position can be summarized as follows:

	<b>Investment property BGN '000</b>
<b>Carrying amount at 1 January 2012</b>	<b>31 409</b>
Additions	-
Net gain from fair value adjustments	-
<b>Carrying amount at 30 September 2012</b>	<b>31 409</b>
Net gain from fair value adjustments	146
<b>Carrying amount at 31 December 2012</b>	<b>31 555</b>
Net gain from fair value adjustments	-
<b>Carrying amount at 30 September 2013</b>	<b>31 555</b>

## 6. Investments in subsidiaries

The Company has the following investments in subsidiaries:

Name of subsidiary	Country of incorporation	Main activities	30.09.2013	share	31.12.2012	share	30.09.2012	share
			BGN '000	%	BGN '000	%	BGN '000	%
CCB Group EAD	Bulgaria	Financial services	210 270	100.00%	210 270	100.00%	191 770	100.00%
Zarneni Hrani Bulgaria AD	Bulgaria	Manufacturing and trade	163 188	63.15%	163 188	57.79%	96 026	57.78%
Bulgarian Airways Group EAD	Bulgaria	Aviation Services	158 699	100.00%	158 699	100.00%	215 487	100.00%
Bulgarian Shipping Company EAD	Bulgaria	Sea and river transport	44 393	100.00%	44 393	100.00%	2 000	100.00%
CCB AD	Bulgaria	Financial services	33 707	9.90%	33 707	9.90%	33 707	9.90%
Airport services-Bulgaria EAD	Bulgaria	Aviation Services	31 387	100.00%	31 387	100.00%	27 626	100.00%
Sport Complex Varna AD	Bulgaria	Real estate	22 474	65.00%	22 474	65.00%	22 474	65.00%
Port Lesport AD	Bulgaria	Sea and river transport	16 380	99.00%	16 380	99.00%	16 380	99.00%
ZAD Armeec	Bulgaria	Financial services	9 492	4.30%	9 492	4.30%	9 492	4.30%
Bulchimex GmbH	Germany	Manufacturing and trade	2 500	100.00%	2 500	100.00%	2 500	100.00%
Energoproekt AD	Bulgaria	Engineering sector	2 166	83.20%	2 166	83.20%	2 166	83.20%
Trans Intercar EOOD	Bulgaria	Transportation	2 095	100.00%	2 095	100.00%	2 095	100.00%
Plovdivska stokova borsa AD	Bulgaria	Manufacturing and trade	1 879	67.00%	1 879	67.00%	1 879	67.00%
Chimimport Holland B.V.	The Netherlands	Financial services	1 294	100.00%	1 294	100.00%	1 294	100.00%
Oil and Gas Exploration and Production AD	Bulgaria	Manufacturing and trade	956	3.65%	956	3.65%	956	3.65%
HGH Consult Co. OOD	Bulgaria	Services	111	59.34%	111	59.34%	111	59.34%
Prime Lega Consult OOD	Bulgaria	Services	4	70.00%	4	70.00%	4	70.00%
Anitas 2003 EOOD	Bulgaria	Manufacturing and trade	-	-	5	100.00%	5	100.00%
Chimimport Group EAD	Bulgaria	Manufacturing and trade	-	-	-	-	21 730	100.00%
			<b>700 995</b>		<b>701 000</b>		<b>647 702</b>	



## 7. Investments in associates

The Company has shares from the share capital of the following companies:

Name of the associate	30.09.2013 BGN '000	share %	31.12.2012 BGN '000	share %	30.09.2012 BGN '000	share %
PIC Saglasie Co. Ltd.	8 296	24.45%	16 768	49.43%	16 768	49.43%
Konor GmbH	21	20.00%	21	20.00%	5	20.00%
	<b>8 317</b>		<b>16 789</b>		<b>16 773</b>	

## 8. Loans granted

	30.06.2013 BGN '000	31.12.2012 BGN '000	30.06.2012 BGN '000
Abas EOOD	40 572	41 413	40 670
PFK Chernomore AD	25 942	21 534	20 429
Rost Invest EOOD	23 465	-	-
General Stock Investment EOOD	19 478	17 253	16 943
Citisime Trade EOOD	6 452	5 977	3 557
Neftena Targovska Compania EOOD	5 219	-	-
Invest Capital Consult EOOD	3 740	3 505	3 821
Armi Group EOOD	3 606	3 379	3 304
Dar Trade EOOD	2 548	2 386	2 332
Orka AD	2 788	2 063	1 735
Rentapark EOOD	2 317	883	197
Hamur 2003 EOOD	2 080	3 865	3 320
Office 1 Superstore – Ukraine	1 726	1 632	1 601
Transcar Servis EOOD	1 555	-	-
Bulgaria On Air	1 524	821	934
Zurneni Hrani Plovdiv OOD	1 341	1 313	1 292
Deniz 2001 EOOD	1 218	856	-
Primahim EOOD	1 215	1 126	891
Nordius EOOD	1 168	1 038	1 009
AKS 77 EOOD	1 115	2 861	-
Sparg EOOD	1 004	1 087	949
Tehnoimportexport AD	-	3 076	-
St. St. Konstantin and Elena AD	-	-	-
Business center Izgrev EOOD	-	-	3 450
Others	7 411	5 726	39 366
	<b>157 484</b>	<b>121 794</b>	<b>145 800</b>



## 9. Share capital

The share capital of the Company as at 30 September 2013 consists of 150 875 596 ordinary shares with a par value of BGN 1 and 88 770 671 preferred shares with a par value of BGN 1. The shares of the Company are ordinary, registered and subject to unrestricted transfers and entitle 1 voting right and liquidation quota. The preferred shares do not entitle voting rights. They give the owner the right to a cumulative guaranteed dividend and to a guaranteed liquidation quota of the Company's estate.

	Number of Shares as at 30.09.2013 BGN'000	Number of Shares as at 30.09.2012 BGN'000
Shares issued and fully paid:		
- beginning of the year	239 646 267	239 646 267
<b>Shares issued and fully paid at the end of the period</b>	<b>239 646 267</b>	<b>239 646 267</b>
<b>Shares of Chimimport AD, acquired by its subsidiaries</b>		
CCB Group EAD	(5 160 005)	(2 097 005)
ZAD Armeec AD	(463 100)	(463 100)
POAD CCB Sila	(255 070)	(255 070)
CCB AD	(109 000)	(84 000)

On 12 June 2009 the Company issued mandatory convertible preferred shares with 9% guaranteed fixed annual dividend and guaranteed liquidation quota. 89 646 283 preferred shares are issued and paid with issue value amounting to BGN 2.22 each, representing 99.61% of the offered shares. The accumulated during the public offering capital amounts to BGN 199 014 748.26. The obligatory conversion of the shares occurs at the end of the seventh year after the registration of the capital increase in the Trade register.

The accumulated on 12 June 2009 funds above the nominal value of the share capital amounting to BGN 109 369 thousand are allocated as follows:

- BGN 27 622 thousand – share premium
- BGN 8 348 thousand – short-term dividend liabilities
- BGN 70 008 thousand – long-term dividend liabilities
- BGN 3 391 thousand – share issue expenses

The dividend liabilities and share premium, as a result of the conversion of 858 825 preference shares into ordinary shares, are allocated as follows:

- BGN 28 271 thousand – share premium
- BGN 16 329 thousand – short-term dividend liabilities
- BGN 33 888 thousand – long-term dividend liabilities

The major shareholder Chimimport Invest AD has fulfilled the undertaken obligation and inscribed preferred shares corresponding to rights. More than 51% of the new shares are inscribed by local investors including 32% by institutions.



The list of the principal shareholders, holding ordinary shares, is as follows:

	As at 30.09.2013	As at 30.09.2013	As at 30.09.2012	As at 30.09.2012
	Number of shares	%	Number of shares	%
Chimimport Invest AD	111 769 615	74.08%	108 957 067	72.22%
Other legal entities and private individuals	39 105 981	25.92%	41 918 529	27.78%
	<b>150 875 596</b>	<b>100.00%</b>	<b>150 875 596</b>	<b>100.00%</b>

The list of principle shareholders, holding more than 10% of the total shares (ordinary shares and preferred shares) of the Company's capital is presented as follows:

	As at 30.09.2013	As at 30.09.2013	As at 30.09.2012	As at 30.09.2012
	Number of shares /common stock and preferred shares/	%	Number of shares /common stock and preferred shares/	%
Chimimport Invest AD	179 409 837	74.86%	179 499 349	74.90%
Other legal entities and private individuals	60 236 430	25.14%	60 146 918	25.10%
	<b>239 646 267</b>	<b>100.00%</b>	<b>239 646 267</b>	<b>100.00%</b>

## 10. Dividend liabilities

As at 30 September 2013 dividend liabilities for the preferred shares are as follows:

	Current			Non-current		
	30.09.2013	31.12.2012	30.09.2012	30.09.2013	31.12.2012	30.09.2012
	BGN '000	BGN '000	BGN '000	BGN '000	BGN '000	BGN '000
Dividend liabilities	16 329	16 770	21 071	33 888	46 147	57 843
	<b>16 329</b>	<b>16 770</b>	<b>21 071</b>	<b>33 888</b>	<b>46 147</b>	<b>57 843</b>

## 11. Financial liabilities

Borrowings include financial liabilities at amortised cost as follows:

	Current			Non - current		
	30 September 2013 BGN'000	31 December 2012 BGN'000	30 September 2012 BGN'000	30 September 2013 BGN'000	31 December 2012 BGN'000	30 September 2012 BGN'000
Bank loans	4 369	4 369	3 000	16 820	18 189	19 558
Other borrowings	20 925	23 600	21 863	540	1 935	1 445
<b>Total carrying amount</b>	<b>25 294</b>	<b>27 969</b>	<b>24 863</b>	<b>17 360</b>	<b>20 124</b>	<b>21 003</b>

### 11.1. Borrowings, measured at amortized cost, other than borrowings from banking activities

Changes in borrowings other than borrowings from banking activities during the period are presented as follows:

	BGN'000
<b>For the period ended 30 September 2013</b>	
Opening balance 1 January 2013	48 093
Received during the period	42 507
Repaid during the period	(47 946)
<b>Closing balance 30 September 2013</b>	<b>42 654</b>
<b>For the period ended 30 September 2012</b>	
Opening balance 1 January 2012	50 637
Received during the period	125 327
Repaid during the period	(130 098)
<b>Closing balance 30 September 2012</b>	<b>45 866</b>

## 12. Income tax expenses

Income tax expense is recognized based on management's best estimate of the annual income tax rate expected for the full financial year 2013 of 10 % applied to the financial result for the period ended as at 30 September 2013 (the estimated annual tax rate for the period ended 30 September 2012 was 10 %).



### 13. Earnings per share

The basic earnings per share have been calculated using the net results attributable to shareholders of the Company as the numerator.

The weighted average number of outstanding shares used for basic earnings per share as well as profit attributable to shareholders is:

	<b>30 September 2013</b>	<b>30 September 2012</b>
Profit attributable to the shareholders (BGN)	44 698 000	53 867 000
Weighted average number of outstanding shares	150 875 596	150 875 596
<b>Basic earnings per share (BGN per share)</b>	<b>0,2963</b>	<b>0,3570</b>

The weighted average number of shares outstanding /ordinary and preferred, used for the calculation of diluted earnings per share as well as the net profit decreased by the dividend liabilities attributable to shareholders are as follows:

	<b>30 September 2013</b>	<b>30 September 2012</b>
Net profit in BGN, adjusted with dividend expenses	52 799 609	59 177 000
Weighted average number of shares	239 646 267	239 646 267
<b>Diluted earnings per share (BGN per share)</b>	<b>0,2203</b>	<b>0,2469</b>

### 14. Related parties transactions

Unless otherwise stated, none of the transactions incorporate special terms and conditions and no guarantee was given or received. Outstanding balances are usually settled through bank transfer.

#### 14.1. Transactions with owners

	<b>30.09.2013 BGN'000</b>	<b>30.09.2012 BGN'000</b>
<i>Sale of services, interest income and other income</i>		
Chimimport Invest AD – owner	7 308	8 308
<i>Purchase of services, interest income and other income</i>		
Chimimport Invest AD – owner	302	-

## 14.2. Transactions with subsidiaries and associates

	30.09.2013 BGN'000	30.09.2012 BGN'000
<i>- sales of goods</i>		
Bulchimtrade OOD	3	11
	<b>3</b>	<b>11</b>
<i>sale of services, rental income and interest income</i>		
Bulgarian Airways Group EAD	9 692	495
CCB Group EAD	4 318	2 987
Omega Finance OOD	1 733	1
Zyrneni hrani Bulgaria AD	1 051	-
CCB AD	941	1 990
Trans Intercar EOOD	715	645
Energoproekt AD	425	443
Bulgarian Shipping Company EAD	275	1 845
Konor OOD	67	68
Port Balchik AD	62	86
PDNG AD	21	13
Chimceltex OOD	8	4
ZAD Armeec	8	-
POAD CCB	5	4
Parachodstvo BRP AD	4	4
Chimimport Group EAD	-	14
Other	4	3
	<b>19 329</b>	<b>8 602</b>
<b>Purchases</b>	<b>30.09.2013 BGN '000</b>	<b>30.09.2012 BGN '000</b>
<i>- purchase of services, goods and interest income(subsidiaries)</i>		
Chimimport Holland	10 357	10 040
CCB AD	1 477	1 108
HGH Consult OOD	241	226
Port Lesport AD	235	205
ZEAD CCB Life	186	185
PDNG AD	185	206
Trans Intercar EOOD	183	219
ZAD Armeec	172	212
Bulgarska Petrolna Rafineriya OOD	103	88
Prime lega Consult OOD	81	90
Omega Finance OOD	75	1 658
Plovdivska Stokova Borsa AD	75	72





ZOK CCB	-	24
Zyrneni hrani Bulgaria AD	-	523
Other	-	1
	<b>13 370</b>	<b>14 857</b>

### 14.3. Transactions with key management personnel

Key management personnel of the Company include members of the Managing board and Supervisory board. Key management personnel remuneration consists of salaries and bonuses as follows:

	30 September 2013 BGN'000	30 September 2012 BGN'000
Short-term employee benefits:		
Salaries, including bonuses	2 314	528
Social security costs	21	21
Company car allowance	5	6
Total short-term employee benefits	<b>2 340</b>	<b>555</b>

### 15. Related party balances

	30.09.2013 BGN'000	31.12.2012 BGN '000	30.09.2012 BGN'000
<b>Long-term receivables from</b>			
- <i>owner</i>			
Chimimport Invest AD	-	-	<b>117 373</b>
- <i>subsidiaries</i>			
CCB Group EAD	79 492	82 420	34 944
Trans Intercar EOOD	11 753	10 639	10 804
Bulgarian Shipping Company EAD	2 061	-	43 229
Port Balchik AD	917	854	1 030
Chimimport Group EAD	-	-	1 079
	<b>94 223</b>	<b>93 913</b>	<b>91 086</b>
<i>Including interest receivables</i>	5 509	3 294	45 882
<b>Short-term receivables from:</b>			
- <i>owner</i>			
Chimimport Invest AD	<b>89 745</b>	<b>90 418</b>	-
<i>Including interest receivables</i>	40 635	35 529	-
- <i>subsidiaries</i>			
CCB Group EAD	25 569	23 844	23 846
Bulgarian Airways Group EAD	15 708	-	9 574
Bulgarian Shipping Company EAD	12 006	11 736	10 784
Zarneni Hrani Bulgaria AD	8 732	18 389	-
Energoproekt AD	8 412	7 947	8 442
Bulhimex GmbH	942	1 112	1 002
Trans Intercar EOOD	900	900	900
Airport Services-Bulgaria EAD /Molet/	590	2 872	7 098
Chimcelteks OOD	170	102	105



	30.09.2013 BGN'000	31.12.2012 BGN'000	30.09.2012 BGN'000
Other	276	304	275
	<b>73 305</b>	<b>67 206</b>	<b>62 026</b>
<i>Including trade receivables</i>	<i>3 378</i>	<i>1 172</i>	<i>1 480</i>
<i>Including interest receivables</i>	<i>12 176</i>	<i>1 879</i>	<i>3 592</i>
<i>- associates</i>			
Konor OOD	9 225	9 356	9 496
Lufthansa Technik Sofia OOD	5	5	5
	<b>9 230</b>	<b>9 361</b>	<b>9 501</b>
<i>Including trade receivables</i>	<i>-</i>	<i>1 402</i>	<i>-</i>
<i>Including interest receivables</i>	<i>1 076</i>	<i>1 053</i>	<i>5</i>
<i>- other related parties under common control</i>			
Aviation Company Hemus Air AD	<b>1 369</b>	<b>1 402</b>	<b>1 430</b>
<i>Including trade receivables</i>	<i>1 369</i>	<i>1 402</i>	<i>1 430</i>
<b>Total short-term related party receivables</b>	<b>173 649</b>	<b>168 387</b>	<b>72 957</b>
<b>Long-term payables to:</b>			
<i>- subsidiaries</i>			
Chimimport Holland B.V.	144 061	130 247	130 247
Port Lesport AD	9 037	-	8 673
Plovdivska Stokova Borsa AD	51	51	-
ZAD Armeec	-	7 453	15 388
Omega Finance OOD	-	-	26 412
Zurneni Hrani Bulgaria AD	-	-	8 886
CCB Life EAD	-	-	4 090
HGH Consult OOD	-	-	77
	<b>153 149</b>	<b>137 751</b>	<b>193 773</b>
<i>Including interest payables</i>	<i>3 712</i>	<i>-</i>	<i>1 358</i>
<b>Total long-term related party payables</b>	<b>153 149</b>	<b>137 751</b>	<b>193 773</b>
<b>Short-term payables to:</b>			
<i>- parent company</i>			
Chiminvest Institute	494	494	494
Chimimport Invest AD	161	-	-
	<b>655</b>	<b>494</b>	<b>494</b>
<i>- subsidiaries</i>			
CCB AD	29 694	25 355	25 436
ZAD Armeec AD	28 425	14 881	4 935
Omega Finance OOD	9 016	25 539	-
CCB Life EAD	8 031	7 842	3 690
Oil and Gas Exploration and production Plc.	3 630	3 667	3 857
Bulgarska Petrolna Rafineriya EOOD	1 855	1 577	1 595
Plovdivska Stokova Borsa AD	1 731	1 656	1 632
Sport Complex Varna AD	990	975	1 015
Chimoil Trade OOD	170	170	170
Bulgaria Air AD	168	168	168
Parahodstvo BRP AD	57	110	110
ZOK CCB AD	-	612	647



	<b>30.09.2013</b>	<b>31.12.2012</b>	<b>30.09.2012</b>
	<b>BGN'000</b>	<b>BGN'000</b>	<b>BGN'000</b>
Anitas 2003 EOOD	-	497	497
Chimimport Holland B.V.	-	12 634	9 120
Port Lesport AD	-	8 802	-
Zarneni Hrani Bulgaria AD	-	-	-
Others	713	213	192
	<b>84 480</b>	<b>104 698</b>	<b>53 064</b>
<i>Including trade payables</i>	<i>371</i>	<i>75</i>	<i>-</i>
<i>Including interest payables</i>	<i>5 722</i>	<i>19 011</i>	<i>15 217</i>
<i>- other related parties under common control</i>			
M Car EOOD	-	<b>1</b>	-
<i>Including trade payables</i>	<i>-</i>	<i>1</i>	<i>-</i>
<b>Total short-term related party payables</b>	<b>85 135</b>	<b>105 193</b>	<b>53 558</b>

## 16. Post-reporting date events

No significant events have occurred between the reporting date and the date of authorization.

## 17. Authorization of the interim condensed financial statements

The interim condensed financial statements as of 30 September 2013 (including comparatives) were approved for issue by the managing board on 28 October 2013.